

AGENDA

**Sacramento Works, Inc.
PLANNING/OVERSIGHT COMMITTEE
Regular Meeting**

Wednesday September 18, 2024 8:30 a.m.

925 Del Paso Boulevard, Suite 100, Board Room,
Sacramento, CA 95815

PUBLIC COMMENT PROCEDURES

In response to AB 2449, the Sacramento Employment and Training Agency (SETA) Sacramento Works Planning/Oversight Committee is conducting this meeting utilizing a hybrid approach, permitting members of the public to participate in person or via Zoom. Public comments will be accepted until the adjournment of the meeting, distributed to the members of the Committee and included in the record.

In the event of disruption that prevents broadcasting of the meeting to members of the public using the call-in or internet-based service options, or in the event of a disruption which prevents members of the public from offering public comments, the Committee shall take no further action on items appearing on the meeting agenda until public access to the meeting is restored.

In-Person Public Comment

Members of the public are encouraged to participate in the meeting by completing a speaker card or submitting written comments by email to SETA's Clerk of the Boards, Anzhelika.Simonenkova@seta.net. Any member of the public who wishes to speak directly to the Committee regarding any item on the agenda may contact Anzhelika Simonenkova at (916) 263-3753, or Anzhelika.Simonenkova@seta.net. Please include in your request the item(s) on which you would like to participate.

Zoom Public Comment

Members of the public may participate in the meeting via Zoom by clicking the [Zoom link](#), or listening to the meeting on one tap mobile +16699006833, 86486179246 US (San Jose).

Meeting ID: 864 8617 9246

Passcode: 567039

[Find your local number](#)

During the meeting any questions or comments may be submitted via the chat features on Zoom.

Accommodations

Request for Assisted Listening Devices or other considerations should be made through the Clerk's office at (916) 263-3753. Closed captioning will be available.

This meeting is digitally recorded and available to members of the public upon request.

This document and other Committee meeting information may be accessed through the Internet by visiting the SETA webpage: www.seta.net/board/board-agendas.

BOARD MEMBERS

Crystal Bethke
County of Sacramento,
Economic Development

N. Lisa Clawson
VICE CHAIR, SECRETARY/TREASURER
Kaiser Permanente

Ronald J. Ellis
2SS.com

David W. Gordon
Sacramento County
Office of Education

Kim Gusman
California Employers
Association

Vivian Hernandez-Obaldia
California Department of
Rehabilitation

Lynn Hosokawa
Villara Building Systems

Michael Jasso
City of Sacramento

Frank A. Louie
Sacramento Asian Chamber of
Commerce

Anita Maldonado
Sacramento Employment
and Training Agency

Victor McGee
Sacramento Job Corps Center

Sara Miles
UFCW Western States Council

Jamey Nye
Los Rios Community
College District

Johnny Perez
Clutch Contracts & Consulting

Karl Pineo
Ironworkers Local 118

Jeff Richard
Employment Development
Department

Laurie Rodríguez
SMUD

John Randall Rojas
District Council 16 of
Northern CA and Nevada

Jennifer Saetern
Department of Human
Assistance

Fabrizio Sasso
Sacramento Central Labor
Council

Shelly Valenton
Sacramento Regional Transit

**CALL TO ORDER
ROLL CALL**

I. CONSENT ITEM:

- A.** Approval of Minutes of the September 20, 2023, January 17, and May 15, 2024 Regular Committee Meetings 1-31

II. ACTION/DISCUSSION ITEM:

- A.** Approval to Submit Workforce Innovation and Opportunity Act (WIOA) Self-Assessment Reports to the California Workforce Development Board for Certification of America’s Job Centers (Monica Jackson) 32

III. INFORMATION ITEMS: None

IV. PUBLIC PARTICIPATION

V. ADJOURNMENT

COMMITTEE MEMBERS: Dr. Jamey Nye (Chair), Lisa Clawson, Frank Louie, Karl Pineo, Michael Jasso, Shelly Valenton

DISTRIBUTION DATE: Wednesday, September 11, 2024

Sacramento Works Planning/Oversight Committee meeting
hosted by:
Dr. Jamey Nye (Chair)

Planning/Oversight Committee
Minutes/Synopsis
(Minutes reflect the actual progression of the meeting.)

Meeting held electronically

Wednesday, September 20, 2023

1. Call to Order/Roll Call

The meeting was called to order at 8:35 a.m. The roll was called and a quorum was not established.

Present: Dr. Jamey Nye, Frank Louie, Anette Smith (*arrived and seated at 8:47 a.m.*)

Absent: Lisa Clawson, Kristin Gibbons, Sharon O’Sullivan, Karl Pineo

Others present: Roy Kim, William Walker, Michele O’Camb, Lauren Mechals, Ralph Giddings

4. WIOA Performance Report, PY2022-2023

Mr. Giddings presented on America’s Job Centers of California (AJCC) Performance for Program Year (PY) 2022-2023. The report was provided in the packet. Fruitridge Job Center needs improvement on its basic program levels. SETA staff will continue to assist in improving their basic program levels. Mr. Kim clarified that the basic program included the walk-in individuals who register and primarily receive self-service activities in the resource area. Individualized services are the staff intensive services provides to individuals to reach their goals and track progress. Individualized program levels are above the average for Fruitridge. For the Workforce Innovation and Opportunity Act (WIOA), the following program outcomes are considered:

- basic and individualized reported program levels
- earning of individuals provided with services
- credentials obtained by individuals going through the program

Ms. O’Camb shared that SETA is considering transferring 100% of funds from the Dislocated Worker category to Adult as additional discretionary funds are readily available to assist dislocated workers. Mr. Walker added that the nature of dislocated workers has changed, and now more tech workers are dislocated compared to manufacturing dislocations in the past.

Ms. Smith arrived and was seated at 8:47 a.m. A quorum was established.

2. Consent: Approval of the January 18, 2023 Minutes

Moved/Louie, second/Smith, to approve the minutes from the January 18, 2023, regular meeting as written.

Roll call vote:

Aye: 3 (Nye, Smith, Louie)

Nay: 0

Abstention: 0

Absent: 4 (Gibbons, O'Sullivan, Pineo, Clawson)

3. Action/Discussion: Discussion of the WIOA Adult/Dislocated Worker Request for Proposals, PY2024-2025

Mr. Kim reviewed the item. He clarified that the funding source is the WIOA Adult/Dislocated Worker Program (federal funds). The draft timeline was provided to the members of the Committee. The SETA Governing Board will review and approve the Request for Proposal (RFP) during their March 17th meeting.

Ms. Smith clarified that the Sacramento Works Board (SWB) will not approve this RFP; however, the SWB and Planning/Oversight Committee (POC) can inform policy and budget-related sections.

Mr. Kim shared his experience as an evaluator in the Los Angeles (LA) County RFP review process. He advised that their RFP included job center services, rapid response, employer services, and youth services. The stakeholders' engagement was noted. Mr. Kim felt that the overall perspective on providers' ability to provide quality local community services was unclear because of the rigid evaluation structure.

Mr. Nye asked to clarify needed activities or process pieces for this Committee or if this is to provide input on key areas. Ms. Smith stated that she sees the value of stakeholder engagement and listening sessions to improve transparency and increase the support needed.

Mr. Kim said he will consult with LA County on the RFP, involving the new SETA Interim Executive Director, and learn more about the process. He advised that he will report back to this Committee on his findings.

Mr. Louie stated that unless major gaps (resource, skill/knowledge, etc.) in RFP were identified, he didn't see the need for a consultant.

Ms. Smith spoke on the benefits of reviewing the process, especially if it was the same process for a long time, seeing how current the process is today, and hiring a consultant to get the feedback.

Mr. Kim suggested reviewing the Sacramento Works Occupational Clusters in the RFP. Mr. Nye advised that Centers of Excellence expertise could be beneficial for identifying current high-demand industries.

Mr. Nye suggested that for the SWB meeting in November, look at the previous RFP and have a focus session on regional priorities in terms of industry clusters section, the state's priority of service policy, and priority populations from the Community Action Plan.

Mr. Kim will follow up on the community engagement part of the LA County RFP.

Ms. Smith suggested holding targeted community listening sessions to promote the SETA community image and using the RFP as a catalyst for stakeholder engagement.

5. **Adjournment:** The meeting adjourned at 9:46 a.m.

MINUTES/SYNOPSIS

Sacramento Works, Inc. PLANNING/OVERSIGHT COMMITTEE Regular Meeting

Wednesday January 17, 2024 08:30 a.m.
925 Del Paso Boulevard, Suite 100, Board Room,
Sacramento, CA 95815

CALL TO ORDER

ROLL CALL

The meeting was called to order at 8:35 a.m. The roll was called and a quorum was not established.

Members Present: Jamey Nye, Sharon O’Sullivan

Member(s) Absent: Frank Louie, Kristin Gibbons, Karl Pineo, Anette Smith, Lisa Clawson

Others Present: Roy Kim, William Walker, Michele O’Camb, Julie Davis-Jaffe, Phil Cunningham, D’et Saurbourne, Mario Maslac, Shelly Valenton (*arrived at 8:42 a.m.*)

Presentation – Centers of Excellence (Ebony Benzing)

Ms. Benzing (via Zoom), from Centers of Excellence, presented on the Sacramento Labor Market that included Population, Labor, Industry, and Occupational Analyses. The presentation slides are attached to these minutes.

- I. **CONSENT:** Approval of the September 20, 2023 Minutes
- II. **ACTION/DISCUSSION:** Discussion of the Workforce Innovation and Opportunity Act (WIOA) Adult/Dislocated Worker Request for Proposals, PY 2024-2025

Mr. Kim reviewed the item. The last procurement was conducted for PY 2020-2021, and it is necessary to re-procure services for the next four-year cycle beginning with PY 2024-2025.

The Committee reviewed the Los Angeles County (LACO) WIOA RFP Discussion Summary, AJCC Performance for PY2022-2023, and a Targeted Population Summary report. The Committee suggested discussing the item at the upcoming Sacramento Works Board meeting on January 24, 2024.

The Committee agreed to continue with the SETA’s current procurement process.

- III. **ADJOURNMENT:** The meeting adjourned at 9:38 a.m.

Note: The minutes reflect the actual progression of the meeting.

Sacramento Labor Market Overview



Ebony J. Benzing
Interim Director, North (Greater Sacramento)
Wednesday, January 17, 2024

Presentation Overview

The Sacramento MSA encompasses
four counties: El Dorado, Nevada,
Placer, and Sacramento.

- Population & Labor Force
- Industry Analysis
- Occupational Analysis
- Closing

POPULATION & LABOR FORCE ANALYSIS

POPULATION IN SACRAMENTO

TOTAL POPULATION, 2022



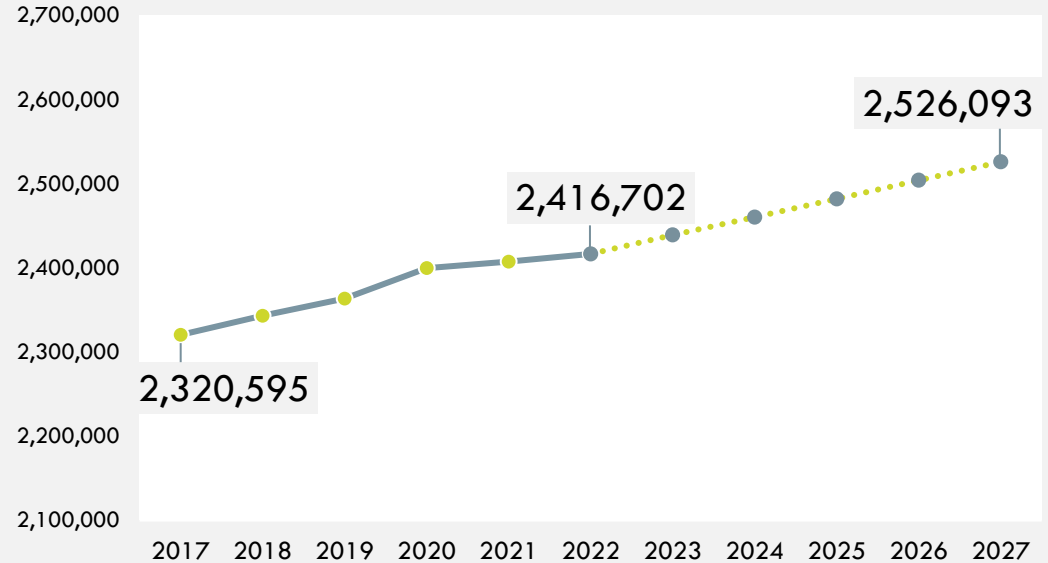
2,416,702

PROJECTED POPULATION CHANGE, 2022-2027



4.5%

TOTAL POPULATION, 2017-2027



DEMOGRAPHICS IN SACRAMENTO



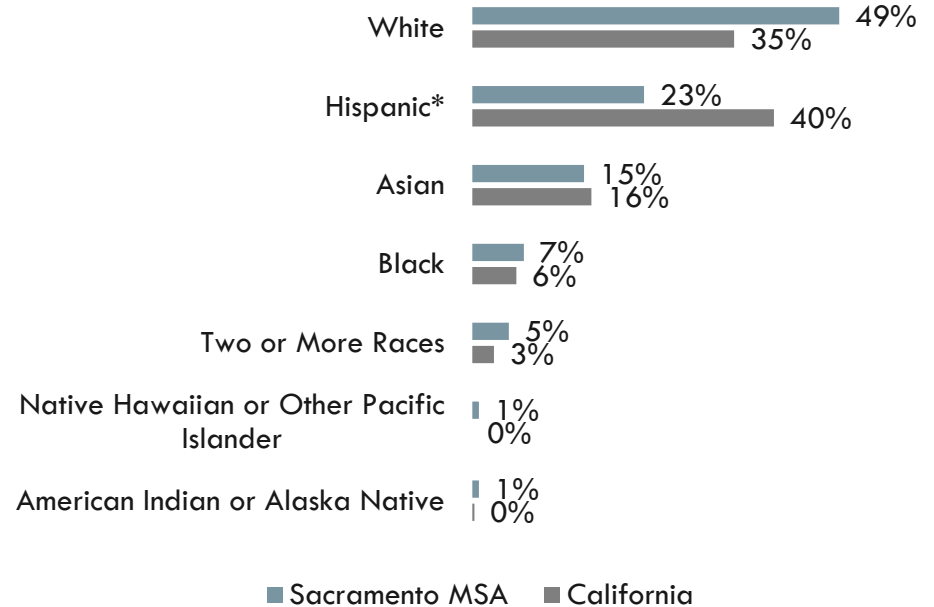
GENDER

	Sac MSA	CA
Female	51%	50%
Male	49%	50%

AGE

	Sac MSA	CA
19 and under	25%	24%
20 to 54	47%	48%
55 to 64	12%	12%
65 and over	17%	16%

RACE/ETHNICITY

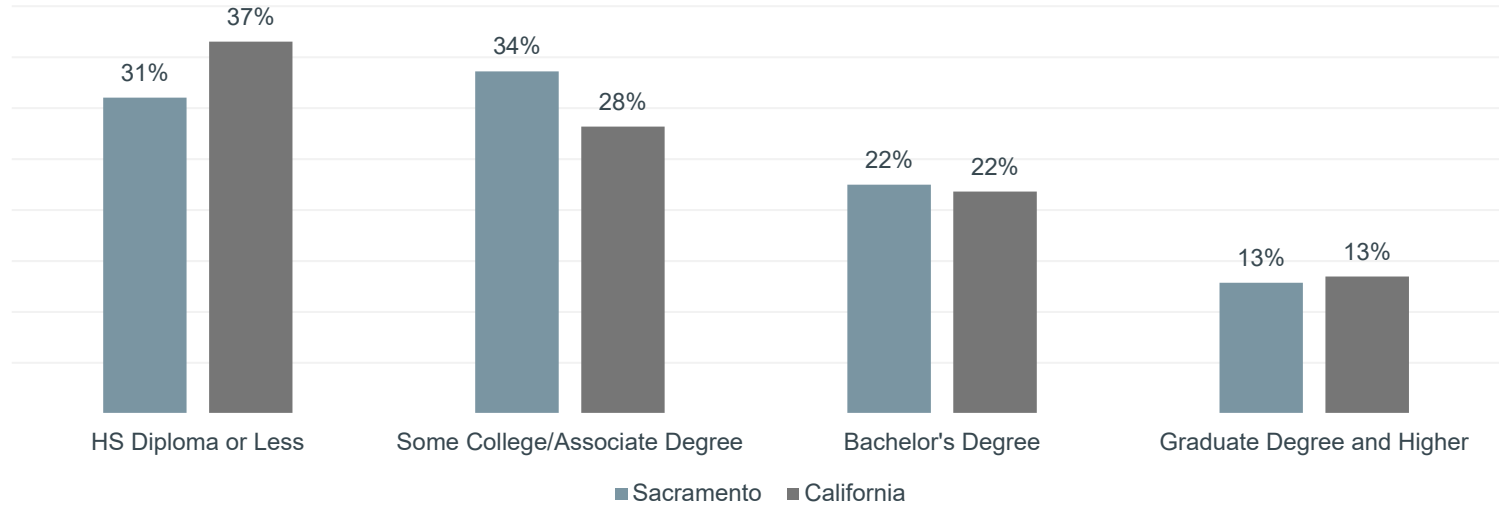


*Percentage reflects any race and Hispanic ethnicity. All other race/ethnicity categories are non-Hispanic.

EDUCATIONAL ATTAINMENT IN SACRAMENTO



EDUCATIONAL ATTAINMENT, 2022



LABOR FORCE IN SACRAMENTO



**SACRAMENTO LABOR FORCE,
SEPTEMBER 2023**

1,140,400

**SACRAMENTO EMPLOYMENT,
SEPTEMBER 2023**

1,091,300

**SACRAMENTO UNEMPLOYMENT RATE,
SEPTEMBER 2023**

4.3%

**CALIFORNIA UNEMPLOYMENT RATE,
SEPTEMBER 2023**

4.9%

EQUITY CALLOUTS IN UNEMPLOYMENT

UNEMPLOYMENT BY RACE, SEPTEMBER 2023

Race	# Unemployed	% of Unemployed
White	27,835	56.7%
Black	10,729	21.9%
Asian	9,723	19.8%
American Indian or Alaska Native	800	1.6%
Totals	49,087	100%

Sacramento's Black and American Indian/Alaska Native residents are overrepresented in unemployment.

INDUSTRY ANALYSIS

INDUSTRY ANALYSIS IN SACRAMENTO

TOTAL JOBS, 2022



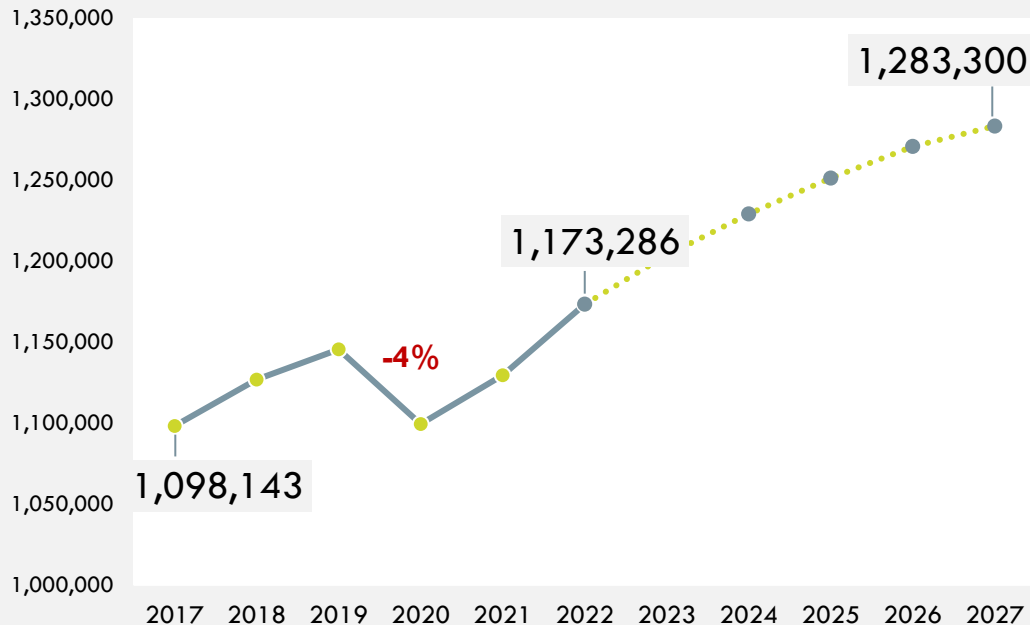
1,173,286

PROJECTED JOBS CHANGE,
2022-2027



9%

NUMBER OF JOBS FOR ALL INDUSTRIES, 2017-2027



WORKFORCE DEMOGRAPHICS IN SACRAMENTO



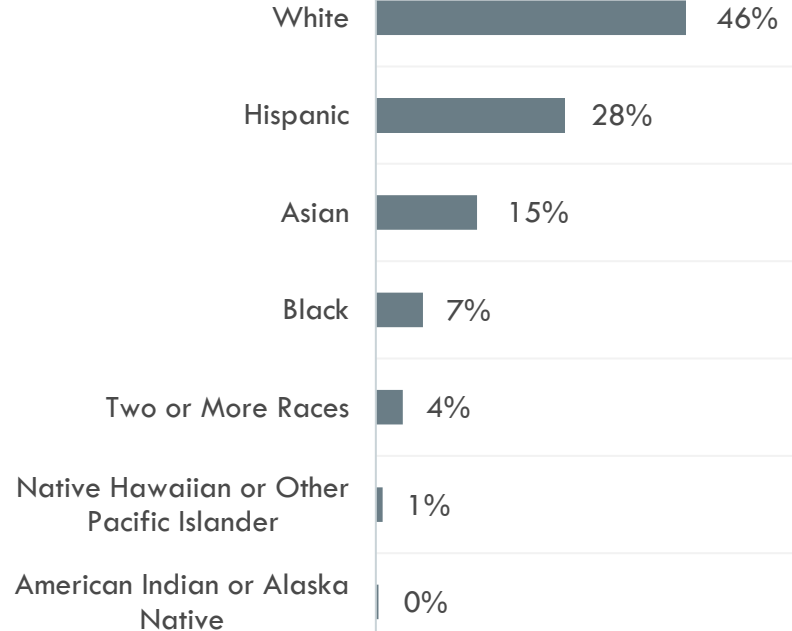
GENDER

Female	50%
Male	50%

AGE

18 and under	2%
19 to 24	9%
25 to 54	64%
55 to 64	17%
65 and over	7%

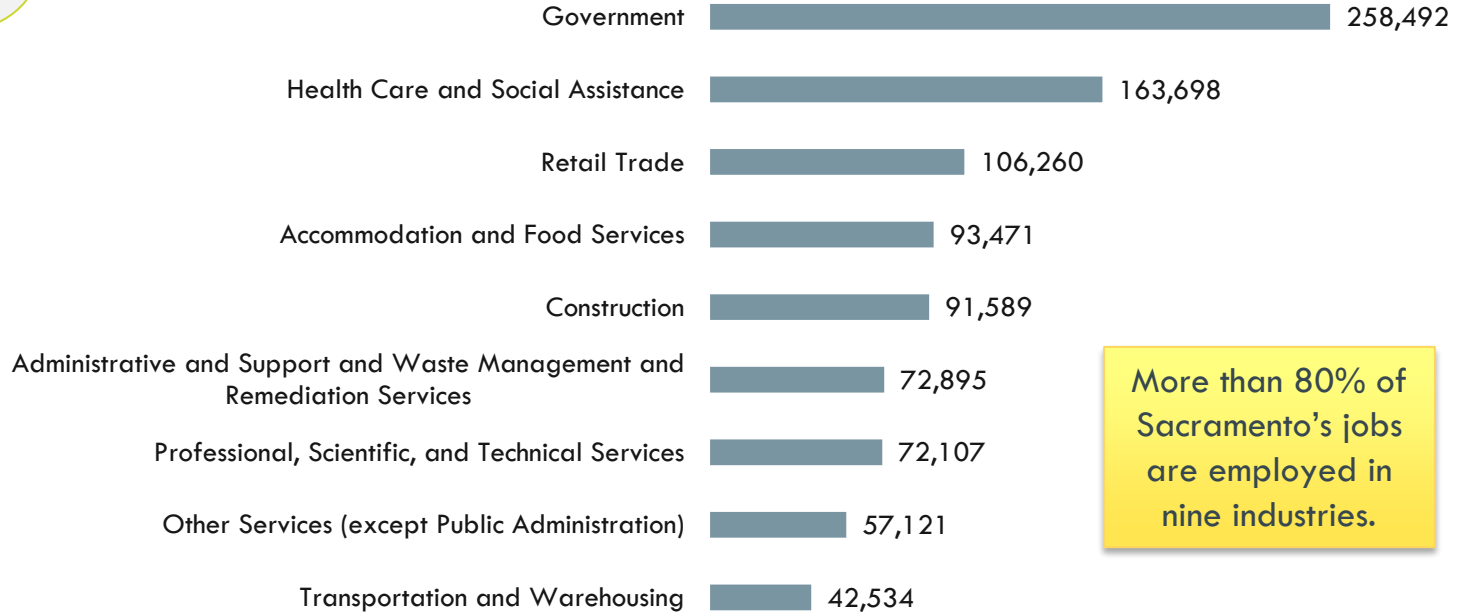
RACE/ETHNICITY



TOP INDUSTRIES WITH THE MOST JOBS



TOP INDUSTRIES WITH THE MOST JOBS IN SACRAMENTO, 2022



More than 80% of Sacramento's jobs are employed in nine industries.

HISTORIC AND PROJECTED CHANGE BY INDUSTRY

MOST HISTORIC CHANGE, 2017-2022

NAICS Description	# Change
62 Health Care and Social Assistance	19,745
23 Construction	17,004
48 Transportation and Warehousing	13,699
90 Government	8,546
54 Professional, Scientific, and Technical Services	5,372

FASTEST HISTORIC CHANGE, 2017-2022

NAICS Description	% Change
48 Transportation and Warehousing	48%
22 Utilities	40%
23 Construction	23%
53 Real Estate and Rental and Leasing	19%
62 Health Care and Social Assistance	14%

MOST PROJECTED CHANGE, 2022-2027

NAICS Description	# Change
62 Health Care and Social Assistance	26,595
90 Government	20,015
72 Accommodation and Food Services	10,698
23 Construction	10,095
48 Transportation and Warehousing	6,621

FASTEST PROJECTED CHANGE, 2022-2027

NAICS Description	% Change
22 Utilities	20%
21 Mining, Quarrying, and Oil and Gas Extraction	19%
62 Health Care and Social Assistance	16%
48 Transportation and Warehousing	16%
31 Manufacturing	14%



EQUITY CALLOUTS ACROSS INDUSTRIES

RETIRING WORKFORCE (AGES 55+), 2022

NAICS Description	% of Industry Ages 55+
53 Real Estate and Rental and Leasing	34%
11 Agriculture, Forestry, Fishing and Hunting	32%
81 Other Services (except Public Administration)	29%
21 Mining, Quarrying, and Oil and Gas Extraction	27%
54 Professional, Scientific, and Technical Services	27%
52 Finance and Insurance	27%
31 Manufacturing	27%
42 Wholesale Trade	27%
62 Health Care and Social Assistance	26%

Note: Highlighted industries are part of the top industries with the most jobs in the Sacramento area.

% OF GENDER REPRESENTATION, 2022

NAICS Description	% of Industry Females
21 Mining, Quarrying, and Oil and Gas Extraction	13%
23 Construction	20%
22 Utilities	28%
42 Wholesale Trade	28%
48 Transportation and Warehousing	28%

NAICS Description	% of Industry Males
62 Health Care and Social Assistance	27%
61 Educational Services	35%
52 Finance and Insurance	39%
81 Other Services (except Public Administration)	41%
55 Management of Companies and Enterprises	42%

EQUITY CALLOUTS ACROSS INDUSTRIES

INDUSTRIES WITH MOST DIVERSITY, 2022

NAICS Description	% of Race/Ethnicity Diversity
48 Transportation and Warehousing	63%
90 Government	62%
11 Agriculture, Forestry, Fishing and Hunting	61%
56 Administrative and Support and Waste Management and Remediation Services	60%
62 Health Care and Social Assistance	57%

INDUSTRIES WITH LEAST DIVERSITY, 2022

NAICS Description	% of Race/Ethnicity Diversity
21 Mining, Quarrying, and Oil and Gas Extraction	37%
71 Arts, Entertainment, and Recreation	41%
54 Professional, Scientific, and Technical Services	41%
22 Utilities	41%
53 Real Estate and Rental and Leasing	42%

Note: Highlighted industries are part of the top industries with the most jobs in the Sacramento area.

OCCUPATIONAL ANALYSIS

OCCUPATIONAL ANALYSIS

Metrics Analyzed

- Most Jobs in 2022
- Most Historic Change, 2017-2022
- Fastest Historic Change (%), 2017-2022
- Most Projected Change, 2022-2027
- Fastest Projected Change (%), 2022-2027
- Most Annual Job Openings, 2022-2027
- Highest 25th Percentile Hourly Wages
- Entry-level education requirements

Analysis

- Top 10 ranking based on:
 1. Number of jobs in 2022
 2. Historic job changes
 3. Projected job changes
 4. 25th percentile wages at least \$15.50/hour

Where is the most projected demand over the next five years?

TOP OCCUPATIONS BY EDUCATION

UP TO HIGH SCHOOL

MADE THE TOP 10 IN CATEGORY

SOC	Occupation	Jobs 2022	Proj. Change 2022-2027	Proj. % Change 2022-2027	Annual Openings 2022-2027	25 th Hourly Earnings
53-7065	Stockers and Order Fillers	19,632	2,048	10%	3,707	\$16.57
37-2011	Janitors and Cleaners, Except Maids and Housekeeping Cleaners	16,947	2,066	12%	2,903	\$15.74
43-4051	Customer Service Representatives	14,069	554	4%	2,039	\$17.21
47-2061	Construction Laborers	10,835	1,103	10%	1,202	\$17.73
33-9032	Security Guards	9,762	1,183	12%	1,603	\$16.27
35-2011	Cooks, Fast Food	9,550	240	3%	1,518	\$15.19
49-9071	Maintenance and Repair Workers, General	8,550	1,064	12%	1,028	\$18.43
35-1012	First-Line Supervisors of Food Preparation and Serving Workers	8,511	1,178	14%	1,562	\$17.56
35-2014	Cooks, Restaurant	8,473	1,808	21%	1,759	\$17.05
43-6013	Medical Secretaries and Administrative Assistants	7,059	703	10%	909	\$18.22

...BUT LOW PAY

SOC	Occupation	Jobs 2022	Annual Openings	25 th Hourly Earnings
31-1128	Home Health and Personal Care Aides	51,923	10,848	\$14.32
41-2011	Cashiers	24,745	4,880	\$15.22
35-3023	Fast Food and Counter Workers	23,716	6,350	\$15.03
41-2031	Retail Salespersons	21,476	3,433	\$15.36

...BUT DECLINE IN JOBS OVER LAST FIVE YEARS

SOC	Occupation	Jobs 2022	Annual Openings	25 th Hourly Earnings
43-9061	Office Clerks, General	21,771	2,859	\$17.97
53-7062	Laborers and Freight, Stock, and Material Movers, Hand	18,471	2,799	\$16.57
43-6014	Secretaries and Administrative Assistants, Except Legal, Medical, and Executive	11,863	1,428	\$18.66

MADE THE TOP 3 IN CATEGORY

SOC	Occupation	Jobs 2022	Proj. Change 2022-2027	Proj. % Change 2022-2027	Annual Openings 2022-2027	25 th Hourly Earnings
47-2031	Carpenters	13,433	858	6%	1,342	\$20.94
47-2111	Electricians	6,770	1,214	18%	884	\$22.81
47-2152	Plumbers, Pipefitters, and Steamfitters	3,961	467	12%	451	\$22.82

TOP OCCUPATIONS BY EDUCATION

COMMUNITY COLLEGE

MADE THE TOP 10 IN CATEGORY

SOC	Occupation	Jobs 2022	Proj. Change 2022-2027	Proj. % Change 2022-2027	Annual Openings 2022-2027	25 th Hourly Earnings
15-1232	Computer User Support Specialists	13,223	228	2%	947	\$35.05
53-3032	Heavy and Tractor-Trailer Truck Drivers	13,003	1,669	13%	1,772	\$20.49
43-3031	Bookkeeping, Accounting, and Auditing Clerks	11,255	482	4%	1,436	\$20.46
31-9092	Medical Assistants	7,793	1,103	14%	1,274	\$21.22
49-3023	Automotive Service Technicians and Mechanics	5,623	528	9%	606	\$19.16
29-2061	Licensed Practical and Licensed Vocational Nurses	4,397	566	13%	467	\$29.74
25-2011	Preschool Teachers, Except Special Education	3,859	213	6%	466	\$16.83
49-9021	Heating, Air Conditioning, and Refrigeration Mechanics and Installers	3,508	445	13%	399	\$22.02
31-9091	Dental Assistants	3,460	388	11%	577	\$21.90
33-2011	Firefighters	2,913	274	9%	279	\$30.25

TOP OCCUPATIONS BY EDUCATION

BACHELOR DEGREE

MADE THE TOP 10 IN CATEGORY

SOC	Occupation	Jobs 2022	Proj. Change 2022-2027	Proj. % Change 2022-2027	Annual Openings 2022-2027	25 th Hourly Earnings
13-1111	Management Analysts	26,575	1,918	7%	2,577	\$32.39
29-1141	Registered Nurses	24,004	2,681	11%	1,918	\$52.45
11-1021	General and Operations Managers	16,309	1,993	12%	1,763	\$37.17
13-2011	Accountants and Auditors	13,567	943	7%	1,253	\$30.55
13-1199	Business Operations Specialists, All Other	9,703	842	9%	1,025	\$23.87
25-2021	Elementary School Teachers, Except Special Education	8,846	667	8%	737	\$28.19
11-9199	Managers, All Other	8,009	498	6%	693	\$24.76
13-1161	Market Research Analysts and Marketing Specialists	5,679	582	10%	652	\$24.64
13-1082	Project Management Specialists	5,499	545	10%	507	\$37.79
11-3031	Financial Managers	5,372	550	10%	486	\$49.88

TOP OCCUPATIONS BY EDUCATION

BACHELOR DEGREE

MADE THE TOP 10 IN CATEGORY

SOC	Occupation	Jobs 2022	Proj. Change 2022-2027	Proj. % Change 2022-2027	Annual Openings 2022-2027	25 th Hourly Earnings
25-1099	Postsecondary Teachers	12,624	681	5%	1,182	\$38.52
23-1011	Lawyers	8,702	852	10%	516	\$51.43
21-1012	Educational, Guidance, and Career Counselors and Advisors	2,522	172	7%	217	\$26.20
29-1051	Pharmacists	2,352	177	8%	127	\$65.52
11-9032	Education Administrators, Kindergarten through Secondary	1,893	154	8%	160	\$57.80
25-9031	Instructional Coordinators	1,796	122	7%	182	\$36.03
29-1123	Physical Therapists	1,622	196	12%	104	\$47.34
21-1013	Marriage and Family Therapists	1,610	175	11%	142	\$21.45
11-9033	Education Administrators, Postsecondary	1,517	62	4%	116	\$46.57
29-1171	Nurse Practitioners	1,426	482	34%	168	\$63.91



CENTERS OF EXCELLENCE
FOR LABOR MARKET RESEARCH

THANK YOU

Ebony Benzing, Interim Director, North (Greater Sacramento)

Ebony.Benzing@losrios.edu

Data Sources & Methods

- Center of Excellence TOPSOC Crosswalk. <http://coecc.net/>
- Emsi 2023.4 QCEW Employees, Non-QCEW Employees, and Self-Employed. <https://www.economicmodeling.com/>. EMSI occupational employment data are based on final EMSI industry data and final EMSI staffing patterns. Wage estimates are based on Occupational Employment Statistics (QCEW and Non-QCEW Employees classes of worker) and the American Community Survey (Self-Employed and Extended Proprietors).
- “Taxonomy of Programs.” California Community Colleges Chancellor’s Office. June 2012, 6th Edition. <https://www.cccco.edu/-/media/CCCO-Website/About-Us/Divisions/Educational-Services-and-Support/Academic-Affairs/What-we-do/Curriculum-and-Instruction-Unit/Files/TOPmanual6200909corrected12513pdf.ashx>.
- Management Information Systems (MIS) Data Mart. California Community Colleges Chancellor’s Office. <https://datamart.cccco.edu/>.
- Integrated Postsecondary Education Data System (IPEDS). National Center for Education Statistics. U.S. Department of Education. <https://nces.ed.gov/ipeds/>.
- O*NET OnLine. U.S. Department of Labor/Employment and Training Administration (DOLETA). <https://www.onetonline.org/>.
- The Sacramento MSA encompasses four counties: El Dorado, Nevada, Placer, and Sacramento.

MINUTES/SYNOPSIS

Sacramento Works, Inc. PLANNING/OVERSIGHT COMMITTEE Regular Meeting

Wednesday May 15, 2024 08:30 a.m.
925 Del Paso Boulevard, Suite 100, Board Room,
Sacramento, CA 95815

CALL TO ORDER

ROLL CALL

The meeting was called to order at 8:32 a.m. The roll was called and a quorum was not established. There were no actions taken.

Members Present: Jamey Nye, Michael Jasso (*arrived and seated at 8:48 a.m.*)

Member(s) Absent: Frank Louie, Kristin Gibbons, Karl Pineo, Anette Smith, Lisa Clawson, Shelly Valenton (present via Zoom)

Others Present: Roy Kim, William Walker, Michele O'Camb, Julie Davis-Jaffe, Ralph Giddings, D'et Saurbourne, Laurie Rodriguez (via Zoom), Auriel Taurone (PRIDE Industries, via Zoom),

Mr. Kim advised Mr. Nye that he, as Chair, has the power to appoint new members to the Committee. Those members can be members or non-members of the Sacramento Works Board.

Mr. Jasso joined the meeting at 8:48 a.m. He had previously expressed his interest in joining this Committee. Mr. Nye appointed Mr. Jasso to the Planning/Oversight Committee.

I. CONSENT ITEM:

A. Approval of Minutes of the September 20, 2023, and January 17, 2024 Regular Committee Meetings

II. ACTION/DISCUSSION ITEM:

A. Approval of WIOA Resource Allocation Plan, PY 2024-2025

Mr. Kim reviewed the item. He advised that on an annual basis, Sacramento Works, Inc. (SWI) reviews the RAP and approves the funds allocated to activities and services that assist unemployed and underemployed individuals within the Sacramento Works Job Center (SWJC) System each activity for the next fiscal year.

Mr. Kim reported that a bill titled "A Stronger Workforce for America Act", which would reauthorize the Workforce Innovation and Opportunity Act (WIOA), passed the U.S. House of Representatives in early April and is under consideration by the U.S. Senate. This bill would require a minimum of 50 percent of funds to provide training services, including employer-directed skills development and on-the-job training. He stated that this is an allocation requirement, not an expenditure requirement, and proceeded to outline the current and proposed allowable categories for the provision of training services. In

anticipation of new legislation, staff recommends an increase in the amount allocated to training services of \$500,000 and a corresponding reduction to the career services category. Mr. Kim stated that the proposed allocation is not expected to disrupt the service delivery system and will not affect any SETA staff. If the “A Stronger Workforce for America Act” passes the U.S. Senate, the implementation date would be July 2025.

The members present at the meeting unanimously agreed to the staff recommendation and moved it forward to the Sacramento Works, Inc. Board for approval.

III. INFORMATION ITEM:

A. WIOA Performance Report, PY 2023-2024

Mr. Kim reviewed the WIOA Performance Report for the program year 2023-2024 up to May 14, 2024. He explained that the performance numbers will impact the final total score and the funding recommendations for WIOA Title I, Adult/Dislocated Worker programs that SETA will develop for the next program year.

IV. ADJOURNMENT: The meeting adjourned at 9:11 a.m.

Note: The minutes reflect the actual progression of the meeting.

ACTION/DISCUSSION ITEM II-A

Approval to Submit Workforce Innovation and Opportunity Act (WIOA) Self-Assessment Reports to the California Workforce Development Board for Certification of America's Job Centers

Presenter: Monica Jackson

RECOMMENDATION:

Approve the submission of the Workforce Innovation and Opportunity Act self-assessment reports to the California Workforce Development Board for certification of America's Job Centers.

BACKGROUND:

On December 7, 2020, the California Workforce Development Board finalized Workforce Services Directive (WSDD-218), which provides guidance and establishes procedures regarding certification of comprehensive and affiliate/specialized America's Job Center of California (AJCC) locations. The Directive is intended to implement three key WIOA regulatory requirements for AJCC certification: 1) effectiveness of the AJCC, 2) physical and programmatic accessibility for individuals with disabilities, and 3) continuous improvement.

The Directive describes two levels of AJCC certification: 1) The "Baseline" Criteria is intended to ensure that every AJCC is in compliance with WIOA statutory and regulatory requirements; 2) The "Indicator Assessment" is intended to encourage continuous improvement by identifying areas where an AJCC is exceeding quality expectations, as well as areas where improvement may be needed.

Where Local Boards also function as the One-Stop Operator, the CWDB must certify the AJCC(s). Under this process, Local Boards must conduct an initial self-assessment and submit the results to the CWDB by November 1, 2024, where upon the CWDB will make an official decision on the certification status of each AJCC by December 15, 2024.

The AJCC Baseline Criteria and Indicator Assessments for all AJCCs have been sent under separate cover.

Staff will be available to answer questions.