

WIB BOARD MEMBERS

- LARRY BOOTH**
Frank M. Booth, Inc.
- BRIAN BROADWAY**
Sacramento Job Corps
- PAUL CASTRO**
California Human Development Corporation
- N. LISA CLAWSON**
Blood Source, Inc.
- LYNN R. CONNER –Chair**
Parasec
- MICHAEL DOURGARIAN**
Asher College
- ANN EDWARDS**
Department of Human Assistance
- DIANE FERRARI**
Employment Development Department
- KEVIN FERREIRA**
Sacramento-Sierra Building & Construction Trades Council
- TROY GIVANS**
County of Sacramento, Economic Development
- DAVID W. GORDON**
Sacramento County Office of Education
- JASON HANSON**
Sierra Pacific Home and Comfort, Inc.
- LISA HARR**
Vision Service Plan
- THOMAS P. KANDRIS**
Package One
- MATTHEW KELLY**
Northern California Construction Training
- GARY R. KING – First Vice Chair**
SMUD
- KATHY KOSSICK**
Sacramento Employment & Training Agency
- FRANK A. LOUIE**
Xerox Corporation
- ELIZABETH MCCLATCHY**
The Safety Center, Inc.
- DENNIS MORIN**
Sacramento Area Electrical Training Center
- DR. JENNI MURPHY**
California State University, Sacramento
- JAY ONASCH**
California Department of Rehabilitation
- KIM PARKER**
California Employers Association
- DEBORAH PORTELA**
Casa Coloma Health Care Center
- LORENDA T. SANCHEZ**
California Indian Manpower Consortium
- ANETTE SMITH-DOHRING**
Sutter Health – Sacramento Sierra Region
- PETER TATEISHI**
Sacramento Metropolitan Chamber of Commerce
- MICHAEL R. TESTA**
Sacramento Convention & Visitors Bureau
- TERRY A. WILLS, ESQ.**
Cook Brown, LLP
- RICK WYLIE – Secretary/Treasurer**
Villara Building Systems
- DAVID P. YOUNGER**
Lionakis



SACRAMENTOWORKS

REGULAR MEETING OF THE SACRAMENTO WORKS, INC. BOARD

DATE: Wednesday, March 23, 2016

TIME: 8:00 a.m.

LOCATION: SETA Board Room
925 Del Paso Blvd.
Sacramento, California 95815

While the Sacramento Works, Inc. Board welcomes and encourages participation in the Sacramento Works, Inc. meetings, it would be appreciated if you would limit your comments to five minutes so that everyone may be heard. Matters under the jurisdiction of the Sacramento Works, Inc. Board and not on the posted agenda may be addressed by the general public following completion of the regular agenda. The Sacramento Works, Inc. Board limits testimony on matters not on the agenda to five minutes per person and not more than fifteen minutes for a particular subject. Meeting facilities are accessible to persons with disabilities. Requests for Assisted Listening Devices or other considerations should be made through the Clerk’s office at (916) 263-3827. This document and other Board meeting information may be accessed through the Internet by accessing the SETA home page: www.seta.net.

A G E N D A

	<u>PAGE NUMBER</u>
I. <u>Call to Order/Roll Call</u>	
II. <u>Consent Item</u> (2 minutes)	
A. Approval of Minutes of the January 27, 2016 Meeting	1-4
III. <u>Discussion/Action Items</u> (30 minutes)	
A. Approval of the Priority of Service Policy Under the Workforce Innovation and Opportunity Act (WIOA), Title I, Adult Program	5
IV. <u>Information Items</u> (15 minutes)	
A. Sacramento Works Performance Report	6-8
B. Dislocated Worker Report (William Walker)	9-11

C.	Employer Recruitment Activity Report (William Walker)	12-27
D.	Unemployment Update/Press Release from the Employment Development Department (Roy Kim)	28-36
E.	Committee Updates	37
	✓ Youth Committee (Matt Kelly)	
	✓ Planning/Oversight Committee (Anette Smith-Dohring)	
	✓ Employer Outreach Committee (Larry Booth)	
	✓ Board Development Committee (Terry Wills)	
V.	<u>Other Reports</u>	38
	1. Chair	
	2. Members of the Board	
	3. Counsel	
	4. Public Participation	
VI.	<u>Adjournment</u>	

DISTRIBUTION DATE: WEDNESDAY, MARCH 16, 2016

Sacramento Works, Inc. Local Workforce Investment Board Strategic Plan

Sacramento Works, Inc., the local Workforce Investment Board for Sacramento County, is a 41-member board charged with providing policy, planning and oversight for local workforce development initiatives.

Vision:

Building a dynamic workforce for the Sacramento Region.

Mission:

Sacramento Works partners with the workforce community to serve regional employment needs.

Goals:

Goal 1 (Planning/Oversight Committee):

Prepare customers for viable employment opportunities and career pathways in the region by improving the one stop career center system.

Goal 2 (Employer Outreach Committee):

Support regional employers' efforts to hire, train, and transition employees by enhancing and communicating the availability and value of Sacramento Works' employer and business services.

Goal 3 (Youth Committee):

Prepare youth to thrive and succeed in the regional workforce by providing relevant work readiness and employment programs and engaging regional employers and academia.

ITEM II-A – CONSENT

APPROVAL OF MINUTES OF THE JANUARY 27, 2016 MEETING

BACKGROUND:

Attached are the minutes of the January 27, 2016 meeting for review.

RECOMMENDATION:

That your Board review, modify if necessary, and approve the attached minutes.

REGULAR MEETING OF THE SACRAMENTO WORKS, INC. BOARD

Minutes/Synopsis

(The minutes reflect the actual progression of the meeting.)

SETA Board Room
925 Del Paso Blvd.
Sacramento, California

Wednesday, January 27, 2016
8:00 a.m.

I. Call to Order/Roll Call: Mr. Gary King called the meeting to order at 8:02 a.m.

Members Present: Brian Broadway, Paul Castro, Diane Ferrari, Kevin Ferreira, Troy Givans, Tom Kandris, Matt Kelly, Gary King, Kathy Kossick, Frank Louie, Elizabeth McClatchy, Dr. Jenni Murphy, Jay Onasch, Kim Parker, Deborah Portela, Peter Tateishi, Terry Wills, Rick Wylie, David Younger, Anette Smith-Dohring (arrived at 8:31 a.m.)

Members Absent: Larry Booth, Lisa Clawson, Lynn Conner, Mike Dourgarian, Ann Edwards, David Gordon, Jason Hanson, Lisa Harr, Dennis Morin, Lorenda Sanchez, Mike Testa

➔ Member Spotlight: **Tom Kandris**, Package One, provided an overview of his company.

II. Consent Item

A. Approval of Minutes of the November 18, 2015 Meeting

No questions or corrections.

Moved/McClatchy, second/Portela, to approve the November 18, 2015 meeting as distributed.

Roll call Vote:

Aye: 19 (Broadway, Castro, Ferrari, Ferreira, Givans, Kandris, Kelly, King, Kossick, Louie, McClatchy, Murphy, Onasch, Parker, Portela, Tateishi, Wills, Wylie, Younger)

Nay: 0

Abstentions: 0

Absent: 12 (Booth, Clawson, Conner, Dourgarian, Edwards, Gordon, Hanson, Harr, Morin, Sanchez, Smith-Dohring, Testa)

III. Discussion/Action Items

A. Approval of By-Laws Amendments to the Sacramento Works Workforce Development Board

Mr. Phil Cunningham reviewed the amendments to Article III of the bylaws. All of the amendments are subject to ratification of the Governing Board. The major change is reduction of the board going from 41 to 25 board members. This range allows us to change the size without having to amend the bylaws. Most of the other changes are due to compliance with the new WIOA law. One other significant change is incorporating staggered terms. If a member is appointed, the Governing Board will determine if you are appointed to a two, three, or four year term. After that, all members will have three year terms. There is a new a section on teleconferencing. WIOA encourages technology usage but for California, teleconferencing is difficult because of Brown Act public notification requirement.

Mr. Younger cited a typo in the bylaws. He inquired whether members could be reappointment to the board. Mr. Cunningham replied that members can be reappointment and there are no term limits.

Moved/Kelly, second/Younger, to adopt bylaw amendments in order to implement the new WIOA.

Aye: 19 (Broadway, Castro, Ferrari, Ferreira, Givans, Kandris, Kelly, King, Kossick, Louie, McClatchy, Murphy, Onasch, Parker, Portela, Tateishi, Wills, Wylie, Younger)

Nay: 0

Abstentions: 0

Absent: 12 (Booth, Clawson, Conner, Dourgarian, Edwards, Gordon, Hanson, Harr, Morin, Sanchez, Smith-Dohring, Testa)

- B. Approval to Adopt the Policy to Increase the Wage Reimbursement Rate for On-the-Job Training (OJT) Employers Under the Workforce Innovation and Opportunity Act (WIOA)

Ms. Michelle O’Camb stated that the WIOA allows the local board to allow an OJT reimbursement rate up to 75%. This allows reimbursement rates on a sliding scale. SETA has historically offered higher reimbursement rates to encourage employer participation.

Mr. Younger inquired whether there was time limit and Ms. O’Camb replied that the OJTs should not extend beyond six months.

Moved/Castro, second/Wylie, to approve a policy to increase the employer wage reimbursement rate for OJT employers under the WIOA.

Aye: 19 (Broadway, Castro, Ferrari, Ferreira, Givans, Kandris, Kelly, King, Kossick, Louie, McClatchy, Murphy, Onasch, Parker, Portela, Tateishi, Wills, Wylie, Younger)

Nay: 0

Abstentions: 0

Absent: 12 (Booth, Clawson, Conner, Dourgarian, Edwards, Gordon, Hanson, Harr, Morin, Sanchez, Smith-Dohring, Testa)

IV. Information Items

- A. Dislocated Worker Report: No comments.
- B. Employer Recruitment Activity Report: Mr. Walker one of the recruitments SETA is working on is for security for the Super Bowl. The employer stated that Sacramento was the best place for recruitment.
- C. Unemployment Update/Press Release from the Employment Development Department: No comments.
- D. Dashboard: No questions.
- E. Committee Updates
 - ✓ Youth Committee: No report.
 - ✓ Planning/Oversight Committee: Ms. Kossick reported that the second public hearing on the WIOA was held to receive testimony. This public input that will be utilized to produce the RFP.
 - ✓ Employer Outreach Committee: No report.
 - ✓ Board Development Committee: No report.

V. Other Reports

- 1. Chair: No report.
- 2. Members of the Board: Ms. Kossick asked board members that if there were interested in applying for the new board, please submit an application by February 12. All applications will be reviewed by the Governing Board in March.

Ms. Smith-Dohring arrives at 8:31 a.m.

Ms. Kossick reminded board members that their annual conflict of interest statements are due; Ms. Hogan will assist board members with their electronic filing for the conflict of interest statement.

- 3. Counsel: No report.
- 4. Public Participation: No comments.

VI. Adjournment: The meeting was adjourned at 8:33 a.m.

ITEM III-A - ACTION

APPROVAL OF THE PRIORITY OF SERVICE POLICY UNDER THE WORKFORCE INNOVATION AND OPPORTUNITY ACT (WIOA), TITLE I, ADULT PROGRAM

BACKGROUND:

The Workforce Innovation and Opportunity Act (WIOA), Section 134(c)(3)(E), with respect to individualized career services and training services funded with WIOA adult funds, requires that priority of service be given to recipients of public assistance, other low-income individuals, and individuals who are basic skills deficient as defined in WIOA Section 3(5)(B).

In contrast to the Workforce Investment Act, which required priority of service to be provided to recipients of public assistance and other low-income individuals only when funds for adult employment and training activities were limited, WIOA expands the priority to include individuals who are basic skills deficient, and requires priority to be given regardless of a local workforce development area's funding levels. In addition, veterans and eligible spouses continue to receive priority of service for all Department of Labor (DOL) funded job training programs. These requirements were not affected by the passage of WIOA and must still be applied in accordance with guidance and policy previously issued by the Department of Labor and by the Workforce Services Division of the State of California's Employment Development Department (EDD).

Under WIOA Section 134(c)(3)(E) and the "WIOA, Notice of Proposed Rule Making" (NPRM) Section 680.600(b), the Governor and local workforce development boards are required to establish criteria by which the one-stop operator will apply priority of service for adult employment and training activities. In California, the Workforce Services Division of the EDD has authority to act on behalf of the Governor in oversight and management of the State's WIOA Title I funded activities. As a result, on January 22, 2016, EDD released Workforce Services Directive #WSD15-14, WIOA Adult Program Priority of Service, which provides guidance and establishes procedures regarding priority of service for local workforce development boards.

In alignment with the State's directive, staff has developed a draft policy on priority of service for adults served under WIOA employment and training activities for this Local Workforce Development Area (LWDA). The draft policy has been sent under separate cover for reference.

RECOMMENDATION:

Approve the Priority of Service Policy under the WIOA, Title I, Adult Program to move forward to the full Sacramento Works Board for approval.

ITEM IV-A - INFORMATION

SACRAMENTO WORKS PERFORMANCE REPORT

BACKGROUND:

Attached for your review is the performance dashboard for the second quarter of the Sacramento Works system.


Staff will be available to answer questions.

STAFF PRESENTER: Ralph Giddings


Sacramento Works System 2nd Quarter (7/1/2015- 12/31/2015) Report

Dashboard Question	Answer											
<p>Sacramento Works Job & Training Center Universal Access: Is the Sacramento Works system meeting the goal of providing universal access services to job seekers this quarter?</p>	<p style="text-align: center;">Percentage of Benchmark: 139%</p> <table border="1" style="margin-left: auto; margin-right: auto;"> <tr> <td>Reporting Quarter</td> <td>20,263</td> </tr> <tr> <td>Benchmark</td> <td>14,571</td> </tr> </table>	Reporting Quarter	20,263	Benchmark	14,571							
Reporting Quarter	20,263											
Benchmark	14,571											
<p>Intensive & Training Services Adult/Dislocated Worker: Is the Sacramento Works system meeting the enrollment goal?</p>	<p style="text-align: center;">Percentage of Benchmark: 102%</p> <table border="1" style="margin-left: auto; margin-right: auto;"> <tr> <td>Reporting Quarter</td> <td>2,105</td> </tr> <tr> <td>Benchmark</td> <td>2,063</td> </tr> </table>	Reporting Quarter	2,105	Benchmark	2,063							
Reporting Quarter	2,105											
Benchmark	2,063											
<p>Adult and Dislocated Worker Measure: Is the Sacramento Works system meeting its performance measures for the Adult/Dislocated Worker program?</p>	<p>Adult % Entered Employment</p> <table border="1" style="margin-left: auto; margin-right: auto;"> <tr> <td>Reporting Quarter</td> <td>66%</td> </tr> <tr> <td>Benchmark</td> <td>55%</td> </tr> </table> <p>DW % Entered Employment</p> <table border="1" style="margin-left: auto; margin-right: auto;"> <tr> <td>Reporting Quarter</td> <td>75%</td> </tr> <tr> <td>Benchmark</td> <td>63%</td> </tr> </table>	Reporting Quarter	66%	Benchmark	55%	Reporting Quarter	75%	Benchmark	63%			
	Reporting Quarter	66%										
	Benchmark	55%										
Reporting Quarter	75%											
Benchmark	63%											
<p>Adult % Employment Retention</p> <table border="1" style="margin-left: auto; margin-right: auto;"> <tr> <td>Reporting Quarter</td> <td>79%</td> </tr> <tr> <td>Benchmark</td> <td>79%</td> </tr> </table> <p>DW % Employment Retention</p> <table border="1" style="margin-left: auto; margin-right: auto;"> <tr> <td>Reporting Quarter</td> <td>88%</td> </tr> <tr> <td>Benchmark</td> <td>83%</td> </tr> </table>	Reporting Quarter	79%	Benchmark	79%	Reporting Quarter	88%	Benchmark	83%				
Reporting Quarter	79%											
Benchmark	79%											
Reporting Quarter	88%											
Benchmark	83%											
<p>Adult Average Six-Months Earnings</p> <table border="1" style="margin-left: auto; margin-right: auto;"> <tr> <td>Reporting Quarter</td> <td>\$12,745</td> </tr> <tr> <td>Benchmark</td> <td>\$13,450</td> </tr> </table> <p>DW Average Six-Months Earnings</p> <table border="1" style="margin-left: auto; margin-right: auto;"> <tr> <td>Reporting Quarter</td> <td>\$19,055</td> </tr> <tr> <td>Benchmark</td> <td>\$17,800</td> </tr> </table>	Reporting Quarter	\$12,745	Benchmark	\$13,450	Reporting Quarter	\$19,055	Benchmark	\$17,800				
Reporting Quarter	\$12,745											
Benchmark	\$13,450											
Reporting Quarter	\$19,055											
Benchmark	\$17,800											
<p>Youth Measures Is the Sacramento Works system meeting its performance measures for the Youth Worker program?</p>	<p># of New Enrollments Quarter 2 Goal (Out of School Youth)</p> <table border="1" style="margin-left: auto; margin-right: auto;"> <tr> <td>Reporting Quarter</td> <td>237</td> </tr> <tr> <td>Benchmark</td> <td>291</td> </tr> </table> <p># of New Enrollments Quarter 2 Goal (In School Youth)</p> <table border="1" style="margin-left: auto; margin-right: auto;"> <tr> <td>Reporting Quarter</td> <td>107</td> </tr> <tr> <td>Benchmark</td> <td>125</td> </tr> </table>	Reporting Quarter	237	Benchmark	291	Reporting Quarter	107	Benchmark	125			
	Reporting Quarter	237										
	Benchmark	291										
Reporting Quarter	107											
Benchmark	125											
<p>Literacy/Numeracy Gains</p> <table border="1" style="margin-left: auto; margin-right: auto;"> <tr> <td>Reporting Quarter</td> <td>71%</td> </tr> <tr> <td>Benchmark</td> <td>60%</td> </tr> </table> <p>Youth % Attained Degree/Certificate</p> <table border="1" style="margin-left: auto; margin-right: auto;"> <tr> <td>Reporting Quarter</td> <td>68%</td> </tr> <tr> <td>Benchmark</td> <td>64%</td> </tr> </table> <p>Youth % Entered Employment or Education</p> <table border="1" style="margin-left: auto; margin-right: auto;"> <tr> <td>Reporting Quarter</td> <td>81%</td> </tr> <tr> <td>Benchmark</td> <td>65%</td> </tr> </table>	Reporting Quarter	71%	Benchmark	60%	Reporting Quarter	68%	Benchmark	64%	Reporting Quarter	81%	Benchmark	65%
Reporting Quarter	71%											
Benchmark	60%											
Reporting Quarter	68%											
Benchmark	64%											
Reporting Quarter	81%											
Benchmark	65%											

Job Seeker Customer Satisfaction Survey:
 Are customers satisfied with the services received? (On a scale from 1-5 with 5 being the highest. Cumulative total from Q1 2015-2016 year.)



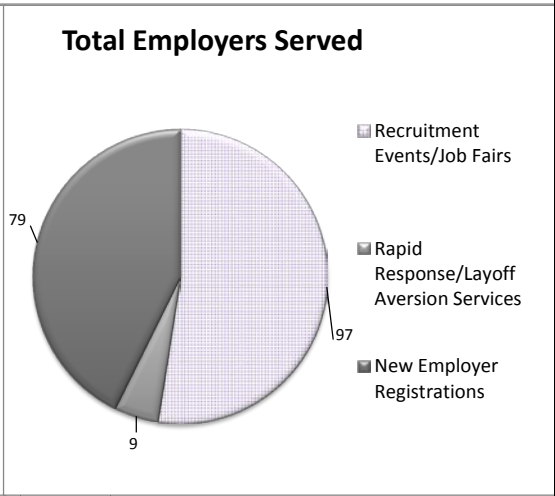
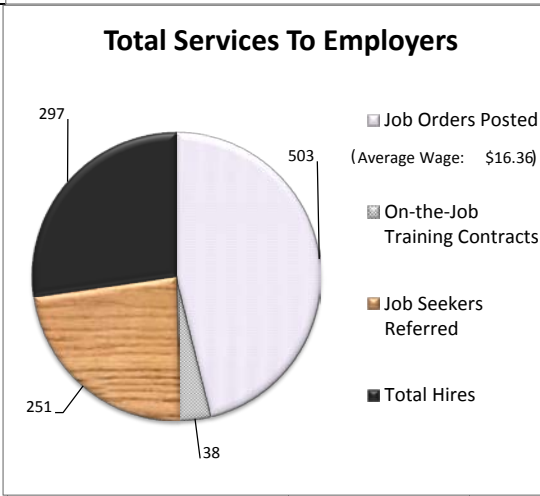
150



4.20

- Number of Surveys Completed
- Collective Job Center Average Satisfaction Rating

Employer Services:
 Is the Sacramento Works system meeting the needs of the region's employers?



ITEM IV-B - INFORMATION

DISLOCATED WORKER REPORT

BACKGROUND:

The most current dislocated worker update is attached; staff will be available to answer questions.

PRESENTER: William Walker

Dislocated Worker Information PY 2015/2016

The following is an update of information as of March 14, 2016 on the Worker Adjustment and Training Notification (WARN) notices and Non WARN notifications in Sacramento County.

	MONTH RECEIVE NOTICE	COMPANY AND ADDRESS	WARN STATUS	# OF AFFECTED WORKERS	SETA'S INTERVENTION
Official	5/8/2015	Sutter Medical Foundation 8170 Laguna Blvd Elk Grove, CA 95758	7/1/2015	15	6/25/2015
Unofficial	6/4/2015	Bank of America 10850 White Rock Rd. Rancho Cordova, CA 95670	10/30/2015	35	9/30/2015
Official	6/11/2015	Intel 1900 Prairie City Rd. Folsom, CA 95630	7/15/2015	152	Declined
Official	6/26/2015	Raley's 4551 Mack Road Sacramento, CA 95823	9/12/2015	60	Declined
Official	6/15/2015	Insync 3712 Douglas Blvd. Roseville, CA 95661	9/30/2015	148	7/1/2015 8/14/15
Official	7/27/2015	Hank Fisher Properties, Inc. 610 Fulton Avenue Suite 100 Sacramento, CA 95825	9/30/2015	243	10//15/15
Official	10/27/2015	Isola USA Corporation 233 Dwight Rd. Elk Grove, CA 95758	12/28/2015	72	12/8 & 12/9/15
Unofficial	11/9/2015	L3 Narda 107 Woodmere Folsom, CA 95630	11/18/2015	20	11/18/2015
Unofficial	11/16/2015	Cegment 9738 Lincoln Village Dr Sacramento, CA 95827	12/31/2015	25	12/11/2015 2/16/16
Official	12/4/2015	Philips Electronics North America 2870 Kilgore Rd. Rancho Cordova, CA 95670	2/16/2016	60	4/4/2016
Official	12/11/2015	The Collective 13000 Folsom Blvd. Folsom, CA 95630	1/7/2016	20	Packets Delivered
Official	1/6/2016	Macy's (Country Club Mall) 3500 El Camino Avenue Sacramento, CA 95821	3/14/2016	111	3/2/16 & 3/4/16 3/9/16 & 3/11/16
Official	1/12/2016	Kmart 8501 Auburn Blvd Citrus Heights, CA 95610	4/3/2016	86	2/3/16 & 2/5/16 2/10/16 & 2/13/16
Official	1/25/2016	Cardinal Health 3238 Dwight Rd. Elk Grove, CA 95158	3/31/2016	58	3/15 /16 & 3-16-16
Official	1/28/2016	BlueShield of California 3300 Zinfandel Dr. Rancho Cordova, CA 95670	4/28/2016	58	Pending
Unofficial	2/17/2016	Save Mart 2735 Marconi Ave Sacramento, CA 95821	3/3/2016	50	Pending

Dislocated Worker Information PY 2015/2016

The following is an update of information as of March 14, 2016 on the Worker Adjustment and Training Notification (WARN) notices and Non WARN notifications in Sacramento County.

	MONTH RECEIVE NOTICE	COMPANY AND ADDRESS	WARN STATUS	# OF AFFECTED WORKERS	SETA'S INTERVENTION
Unofficial	3/10/2016	Orchard Supply Hardware 905 E. Bidwell St. Folsom, CA 95630	6/1/2016	40	Pending
			Total # of Affected Workers	1,253	

ITEM IV-C – INFORMATION

EMPLOYER RECRUITMENT ACTIVITY REPORT

BACKGROUND:

Staff at Sacramento Works Job Centers and internal Employer Services staff work with local employers to recruit qualified employees. The most current update is attached.

Mr. William Walker will be available to answer questions.

PRESENTER: William Walker

EMPLOYER	CRITICAL CLUSTERS	ONET CODE	JOBS	NO OF POSITIONS
Critical Occupational Clusters Key: 1=Administrative & Support Services; 2=Architecture & Engineering; 3=Construction; 4=Healthcare & Supportive Service; 5=Human Services; 6=Information Technology; 7= Installation, Maintenance & Repair; 8=Tourism/Hospitality; 9=Transportation & Production; 10=Non-Critical Occupations				
A1 Heating & Air	3	49902101	HVAC Technician	1
	3	47215202	Journeyman Plumber	1
Adecco Employment Services	1	43405100	Customer Service Representative, Bi-lingual Spanish	10
Advanced Call Center Technologies	1	43405100	Customer Service Representatives	50
	1	13107100	Human Resources - Recruiting Admin	1
Alhambra	9	51919300	Production Operator	5
All For You Home Care	4	33903200	Caregiver	1
All Seasons Burial & Cremation	9	53304100	Mortuary Transport Driver	1
All State Insurance-Alain Ionescu Office	1	41302100	Insurance Sales Representative	1
Allied Barton	1	33903200	Security Officer	8
Amazon	10	43508103	Part -Time Seasonal Associate	1
American Guard Services	1	33903200	Security Officer	5
AmeriGas	1	43405100	Customer Care Agent	24
Anware Pallet Services	3	49909900	Pallet Repairman	4
Andy Nguyen's	8	35202100	Kitchen Helper	1
Anton Building Company	3	47206100	Construction Laborer/Project Administrator	1
Arby's GH Restaurants	10	41201100	Team Member	7
Avis Budget Group	7	49302300	Truck Technician I - Mobile	1
	1	11102100	Operations Manager Trainee	1
Badger Daylighting Corporation	7	53303200	Hydrovac CDL Operator	1
Barnes & Noble	1	41101100	Assistant Store Manager	1
	1	35302200	Barista/Cafe Server	2
	1	41203100	Bookseller	2
	1	41101100	Community Business Development Manager	1
	1	41201100	Head Cashier	1
	1	41101100	Merchandise Manager	1
BBC Services, Inc.	3	47203101	Carpenter	10
Behavioral Education for Children with Autism	4	21102100	Behavior Technician	1
Big Brothers Big Sisters of Greater Sacramento	1	21101200	Match Support Specialist	1
Boys & Girls Clubs of Greater Sacramento	1	39903200	Program Assistant	10
Bozzuto Insurance Agency	1	41302100	Insurance Sales Agent	1
Brasher's Sacramento Auto Auction	9	53303100	Auction Driver	1
	1	13105100	Auto Body Condition Report Writer	1
		13103200	Auto Lot Worker - Fleet & Lease	1
	7	49302302	Auto Mechanic	1
	1	43405100	Dealer Registration Clerk-Front Counter Customer Service	1
	7	49302100	Lot Access Agent/Shift Lead	1
	1	43902100	Transportation Billing/Data Entry Clerk	1
California Energy Commission	1	11904101	Deputy Director, Fuels and Transportation Division	1
California Human Development	1	21101200	Education Coordinator	1
Castle House Distributors	1	53303200	Driver/Service Tech	1
CBS13/CW31	1	43601400	Administrative Assistant	1
CEPS	1	11915100	Account Manager/Assistant Manager	2
Child Action	5	21109300	Assessment Unit Clerk (Bilingual)	1
	1	43416100	Human Resources Analyst	1
Children's Law Center of California	1	43906100	Scanning Clerk	1
	1	43601200	Secretary	1
Cintas Corporation	10	41309900	Route Service Sales Representative	5
Citizen Corporation	3	47211100	Journeyman Electrician	1
City of Sacramento	1	21109900	Out of School Time Leader	29
Cokeva, Inc.	9	43507100	Logistic Operator	5
	10	41101200	Sales Executive	1
	3	17302400	Technician II	1
College of Continuing Education, Sacramento State	1	49101100	Facilities and Logistics Management Specialist	1
Comcast	10	41909100	Individual Direct Sales	1
	1	41309900	Xfinity Sales Associates	9

EMPLOYER	CRITICAL CLUSTERS	ONET CODE	JOB	NO OF POSITIONS
Critical Occupational Clusters Key: 1=Administrative & Support Services; 2=Architecture & Engineering; 3=Construction; 4=Healthcare & Supportive Service; 5=Human Services; 6=Information Technology; 7= Installation, Maintenance & Repair; 8=Tourism/Hospitality; 9=Transportation & Production; 10=Non-Critical Occupations				
Comfort Systems Construction	7	49909900	Apartment Renovator	2
Common Ground Business Brokers	1	41902200	Business Broker	4
Cooper & Associates Realty	1	41902200	Inside Sales Agent	3
Core Commercial	1	13116100	Marketing/Graphic Design/Office	1
Cornerstone Staffing Solutions, Inc.	1	41201100	Cashier or Checker Stock Clerk	2
	9	43508103	Warehouse Clerk	20
Corporate Care	1	51609900	Technician	2
Craig Cares	4	31101100	Caregiver/Home Health Aide/CNA	1
Crossroads Facility Services	1	13201101	Senior Accountant	1
	1	21109900	Youth Specialist	1
Culinary Staffing America	1	35101200	Food Service Workers	40
Davis Food Co-Op	1	41101100	Night Manager	1
Dayles Diesel & Generator Repair	7	49209200	Generator Mechanic	1
Denio's Farmers Market and Swap Meet	1	41201100	Cashier	5
Denton's Custom Woodworks, Inc.	3	51701100	Cabinet Maker & Apprentice/Entry Level	2
Diamond Foods Inc.	9	51101100	Engineering Intern	1
	7	49907100	Engineering Manager	1
	2	17219904	Maintenance Engineer/Supervisor	2
	2	17219904	Maintenance Mechanic I 3rd Shift	1
	1	51101100	Operations Manager	1
	1	29901100	Production Supervisor	1
	7	49904100	Safety Manager	1
Dollar General	1	41101100	Assistant Store Manager	20
	1	41101100	DG Market Sales Associate	20
	1	41101100	Sales Associate	20
Dr. Pepper Snapple Group	9	43508163	Warehouse Loader	1
E3 CA INC	1	43601400	Administrative Assistant	1
Electrofreeze of Northern California	1	43601400	Office Administrator	1
Elevate Learning	1	25309902	English and/or Math Tutors	50
Empower Efficiency, LLC	1	21109900	Local Community Outreach Specialist, Energy Efficiency	1
Environmental Quality Management, Inc.	1	37201100	Clean-up Technician Nevada	1
	9	53705100	Equipment Operator - Nevada	1
	9	53303200	Truck Driver - Nevada	1
Ephraim Williams Family Life Center	1	43417100	Receptionist	1
Evergreen Industries Cleaning Services, LLC	1	37201100	Cleaning Laborer	2
eVerlife	1	43101100	Team Manger	4
Exact Staff Inc.	9	51209200	Assembly Line Worker	50
	9	51911100	Packaging Associate	25
	9	53706200	Warehouse Worker	50
Express Employment Professionals	1	43303100	Accounts Payable Clerk	2
	1	43303100	Accounts Receivable Assistant	1
	1	43303100	Accounts Receivable Specialist	1
	1	39903200	Activities Assistant	1
	1	43601400	Administrative Assistant	1
	1	41902200	Apartment Leasing Agent	1
	10	53706100	Car Wash Technicians	5
	8	35201200	Cook	1
	1	43405100	Customer Service Representative	1
	1	43503200	Dispatcher	5
	1	43601100	Executive Administrative Assistant, Academics/Higher Education	1
	1	43601100	Executive Administrative Assistant, Fundraising	1
	1	43601400	Front Office & Marketing Administrative Assistant	1
	3	53706200	General Laborer	15

EMPLOYER	CRITICAL CLUSTERS	ONET CODE	JOBS	NO OF POSITIONS
Critical Occupational Clusters Key: 1=Administrative & Support Services; 2=Architecture & Engineering; 3=Construction; 4=Healthcare & Supportive Service; 5=Human Services; 6=Information Technology; 7= Installation, Maintenance & Repair; 8=Tourism/Hospitality; 9=Transportation & Production; 10=Non-Critical Occupations				
Express Employment Professionals	7	49902101	HVAC Maintenance Technician	5
	1	41309900	Inside Sales Representative	2
	7	49907100	Maintenance Technician	2
	1	43601300	Medical Records Administrative Assistant	1
	1	43417100	Medical Scheduler	1
	1	11301100	Office Manager	1
	1	41401200	Outside Sales Representative (Internal Express Team)	1
	1	43417100	Receptionist	1
	10	41203100	Retail Pricing Collector	5
	1	41302100	Sales & Marketing Manager (Salesforce)	1
Fair Oaks Recreation & Park District	1	39903200	Recreation Leader I-Camp Counselor	10
	1	25904100	Recreation Leader II (Assistant Preschool Teacher)	1
	1	39903200	Recreation Leader III-Lead Camp Counselor	2
	1	39903200	Senior Recreation Leader (Camp Director)	1
Faneuil/InSync Consulting Services LLC	1	43405100	Customer Service Representative	500
Farmers Insurance - Stacy Cronican Insurance Agency	1	43405100	Customer Service Representative	2
	1	41302100	Sales Representative	4
Fish Window Cleaning	10	37201100	Window Cleaner	2
First Security Services	1	33903200	Security Officer	10
Frito-Lay	9	41401100	Carton Handler	5
	10	41401100	Detailer	1
	10	27102600	Merchandiser	1
	9	53303100	Route Sales Representative - General	1
Greater Sacramento Urban League	1	11915100	Youth Specialist	1
GRID Alternatives North Valley	1	11915100	Outreach Coordinator	1
	3	47409900	SolarCorps Construction Fellows	2
	1	41401107	SolarCorps Outreach Fellow	1
Grindco, Inc.	3	47205100	Concrete Grinding Specialist	1
H&R Block	1	11301100	Office Manager/Lead	20
	1	13208200	Tax Professional	20
Headway Workforce Solutions	1	41909900	Seasonal Assistant Manager	1
Horizon Personnel Services	9	43508104	Order Puller	10
Hunter Douglas Fabrication	7	51209200	Production Associate/Assembler	9
Infinity Energy	1	41401107	Appointment Scheduler	5
	1	41401107	Solar Sales Representative	10
J's Communications	1	41401100	Outside Sales Representative, B2B	1
J. Powers Recruiting Inc.	1	41303102	Account Executive	1
Jani-King of California	1	41303102	Account Executive	1
Jerico	3	49209300	Lighting Installer	1
John Jackson Masonry	9	49303100	Fleet Mechanic	1
Kair In-Home Social Svc	1	21102100	Foster Family Agency Administrator	1
Kelly Services	7	43505300	Machine Operator/Mail Handler	40
Ken's Bike-Ski-Board, Inc.	1	41203100	Bicycle, Ski & Snowboard Sales	1
Lamonica's Pizza Dough	9	59911100	Packaging Associate	10
Leukemia & Lymphoma Society	1	43202100	Part Time Outreach Assistant	15
LG Electronics	7	49902102	Field Service Technician-Appliances and HVAC	1
Liberty Tax Service #8097	1	13208200	Tax Preparer	1
Liqui-Box Corporation	9	53706400	Inspector/Packers	20
Lofings Lighting Inc.	9	43508103	Warehouse and Delivery	1

EMPLOYER	CRITICAL CLUSTERS	ONET CODE	JOB	NO OF POSITIONS
Critical Occupational Clusters Key: 1=Administrative & Support Services; 2=Architecture & Engineering; 3=Construction; 4=Healthcare & Supportive Service; 5=Human Services; 6=Information Technology; 7= Installation, Maintenance & Repair; 8=Tourism/Hospitality; 9=Transportation & Production; 10=Non-Critical Occupations				
Los Rios Community College District	1	43303100	Account Clerk I	1
	1	43303100	Account Clerk II	2
	1	43303100	Account Clerk III	1
	1	13201101	Accountant	1
	1	25101100	Accounting Adjunct Assistant Professor	1
	1	11903300	Accounting Assistant Professor	1
	1	43303100	Accounting Specialist	1
	1	11903300	Administrative Assistant I	3
	1	43601400	Administrative Assistant II	5
	1	11903900	Administrative Secretary I	1
	1	43919900	Admissions/Record Clerk II	1
	1	43919900	Admissions/Records Clerk III	2
	1	25102200	Aeronautics Assistant Professor	1
	1	11903300	American Apprenticeship Initiative Grant Project Director	1
	1	25112100	Art Assistant Professor (Studio Art)	1
	1	25112100	Art History/Humanities Assistant Professor	1
	1	11903300	Assistant Financial Aid Officer	1
	1	11903300	Associate Vice President of Student Services	1
	7	27401100	Audio/Visual Production and Maintenance Technician I	1
	1	25101100	Business Assistant Professor	1
	1	11102100	Campus Operations Director - Sutter County Center	1
	1	25105200	Chemistry Assistant Professor	2
	1	43906100	Clerical Assistant	1
	1	43906100	Clerk II	1
	1	43906100	Clerk III	3
	1	25112100	Commercial Music & Sound Recording Technology Assistant Professor	1
	1	25102100	Computer Information Science Assistant Professor (Programming)	4
	1	43919900	Confidential Executive Assistant	1
	1	43906100	Control Center Technician	1
	1	43919900	Counseling Clerk II	1
	1	21101200	Counseling Supervisor	1
	1	21101900	Counselor	1
	1	21101200	Counselor Articulation Officer	1
	1	21101200	Counselor/Coordinator-Workability III Program	1
	1	37101100	Custodial Supervisor	1
	1	37101100	Custodian	2
	1	25119900	Deaf Culture and American Sign Language (ASL) Studies Assistant Professor	1
	1	21101200	Dean of Communication, Visual and Performing Arts	1
	1	21101200	Dean of Distance Education, Virtual Education Center	1
	1	21101200	Dean of Fine and Applied Arts	1
	1	11903300	Dean of Kinesiology and Athletics	1
	1	21101200	Dean, Kinesiology and Athletics	1
	1	25107100	Diagnostic Medical Sonography (DMS) Assistant Professor / Program Coordinator	1
	1	11903300	Director, Administrative Services	1
	1	11903901	Distance Education Coordinator Adjunct Pool	1
	1	25108100	Early Childhood Education Assistant Professor	1
	1	25103200	Engineering Assistant Professor	1
1	25112300	English Assistant Professor	4	

EMPLOYER	CRITICAL CLUSTERS	ONET CODE	JOBS	NO OF POSITIONS
Critical Occupational Clusters Key: 1=Administrative & Support Services; 2=Architecture & Engineering; 3=Construction; 4=Healthcare & Supportive Service; 5=Human Services; 6=Information Technology; 7= Installation, Maintenance & Repair; 8=Tourism/Hospitality; 9=Transportation & Production; 10=Non-Critical Occupations				
Los Rios Community College District	1	11903200	Extended Opportunity Programs and Services Coordinator	1
	1	1732100	Facilities Planning and Engineering Specialist	1
	1	21119900	Faculty Diversity Internship Program Pool	1
	1	25119200	Fashion Assistant Professor	1
	1	43309900	Financial Aid Clerk II	1
	1	1329900	Financial Aid Officer	1
	1	25106700	Gerontology Assistant Professor	1
	7	37301900	Head Grounds Maintenance Technician	1
	1	21109100	Healthcare Interpreting Assistant Professor	1
	1	25104100	Horticulture Assistant Professor	1
	1	25119400	Hospitality Management/Culinary Arts Assistant Professor	1
	1	43416100	Human Resources Assistant III	1
	6	15114200	Information Technology Application Systems Supervisor(Student Administration Systems)	1
	6	15112100	Information Technology Systems/Database Administrator Analyst II	1
	1	25909900	Instructional Assistant - Learning Resources	1
	1	25102200	Instructional Assistant - Mathematics	1
	1	25904100	Instructional Assistant - Phlebotomy Laboratory	1
	1	25119100	Instructional Assistant - Photography	1
	1	25904100	Instructional Assistant - Sign Language Studies	1
	1	25904100	Instructional Assistant - Writing/English/Reading	1
	1	25102200	Instructional Assistant -Foreign Language	1
	1	25119900	Instructional Assistant-Campus Computer Laboratory	1
	1	25904100	Instructional Assistant-Costuming and Makeup	1
	1	25904100	Instructional Assistant-Medical Laboratory Technician	1
	1	25104200	Instructional Science Laboratory Supervisor	1
	1	25104200	Instructional Services Assistant I	1
	6	15112100	IT Business/Technical Analyst I	1
	6	15112100	IT Specialist II - Microcomputer Support	1
	6	15114100	IT Systems/Database Analyst II	1
	1	25119300	Kinesiology and Athletics Assistant Professor/Women's Head Volleyball Coach	1
	1	19403100	Laboratory Technician - Science	1
	1	37101100	Lead Custodian	1
	3	49902101	Lead HVAC Mechanic	1
	1	25403100	Lead Library Media Technical Assistant	1
	1	25403100	Library/Media Technical Assistant	1
	7	49909400	Locksmith/Glazier	1
	7	47214100	Maintenance Painter-Special Projects	1
	1	25102200	Mathematics Assistant Professor	5
	1	25119900	Mechanical Electrical Technology Assistant Professor	1
	1	25112100	Music (Vocal) Assistant Professor	1
1	25107200	Nursing Assistant Professor	1	
7	43906100	Operations Technician	1	
1	21109300	Outreach Clerk	1	
1	11903300	Outreach Specialist	2	
1	25112600	Philosophy Instructor	1	
1	25119300	Physical Education/Athletic Attendant	1	
1	33101200	Police Captain	1	
1	33305101	Police Communication Dispatcher	1	
1	33305101	Police Officer	1	

EMPLOYER	CRITICAL CLUSTERS	ONET CODE	JOBS	NO OF POSITIONS
Critical Occupational Clusters Key: 1=Administrative & Support Services; 2=Architecture & Engineering; 3=Construction; 4=Healthcare & Supportive Service; 5=Human Services; 6=Information Technology; 7= Installation, Maintenance & Repair; 8=Tourism/Hospitality; 9=Transportation & Production; 10=Non-Critical Occupations				
Los Rios Community College District	1	43903100	Printing Services Operator II	1
	1	51511200	Printing Services Operator III	1
	1	25106600	Psychology Assistant Professor	1
	1	27303100	Public Relations Technician	1
	1	25402100	Public Services Librarian	1
	1	25101100	Real Estate Assistant Professor	1
	1	25111100	Recruit Training Officer	1
	4	25107200	Registered Nurse	1
	6	11302100	Senior Information Technology Systems/Database Administrator Analyst	1
	6	11302100	Senior Information Technology Technician - Lab/Area Microcomputer Support	1
	6	15112100	Senior IT Technician - Lab/Area Microcomputer Support	1
	1	25106700	Sociology Assistant Professor	1
	1	21109100	Special Project - Student Personnel Assistant - Health and Wellness Services	1
	1	25903100	Special Projects- Inmate Education Specialist	1
	1	29209900	Special Projects- Laboratory Technical Support Assistant - Health and Education Labs	1
	1	25903100	Special Projects- Work-based Learning Specialist	1
	1	25112200	Speech Communication Assistant Professor	1
	1	31909901	Speech Language Pathology Program Assistant Professor	1
	1	11903300	Student Affairs Specialist	1
	1	25309900	Student Personnel Assistant - Assessment/Testing	1
	1	43601100	Student Personnel Assistant - Career & Job Opportunity Services	1
	1	25904100	Student Personnel Assistant Disabled Student Programs and Services (DSP&S)	1
	1	43601100	Student Personnel Assistant - Outreach Services	1
	1	11903300	Student Personnel Assistant - Student Life	1
	1	11903300	Student Personnel Assistant - Student Services	3
	1	25904100	Student Personnel Assistant - Student Services - Athletic Program & Transfer Services Program	1
	1	21101200	Student Personnel Assistant - TANF	1
	1	21101200	Student Success and Support Program Faculty Coordinator	3
	1	21101200	Student Success and Support Program Specialist	3
	1	25112100	Studio Art Assistant Professor (Sculpture/3-Dimensional Art)	1
	7	49907100	Utility Worker	1
	1	11903300	Vice President of Student Services	1
Loss Prevention Specialist LLC	1	13209902	Agricultural Loss Control Consultant	1
	1	13209902	Construction Loss Control Consultant	1
Marathon Health	4	29107100	Family Nurse Practitioner/Physician Assistant	1
	4	31909200	Medical Assistant	1
MAXIMUS	1	43405100	Enrollment Service Representative	1
Merryhill School	1	25201100	Preschool Teacher	2
Metropolitan Van and Storage, Inc.	1	43601400	Administrative Assistant/Move Coordinator	1
MGA Healthcare Inc.	1	13107100	Recruiter	2
Modis IT Staffing	6	43405100	Group Level Processor	20
ModSquad, Inc.	6	15115100	Technical Support Specialist	1
Motivational Systems Inc.	1	27102400	Sign Wavers - El Dorado Hills	4
Mutual Assistance Network	1	21109300	AmeriCorps Parent Educator	1
	1	21102900	Team Leader	1

EMPLOYER	CRITICAL CLUSTERS	ONET CODE	JOB	NO OF POSITIONS
Critical Occupational Clusters Key: 1=Administrative & Support Services; 2=Architecture & Engineering; 3=Construction; 4=Healthcare & Supportive Service; 5=Human Services; 6=Information Technology; 7= Installation, Maintenance & Repair; 8=Tourism/Hospitality; 9=Transportation & Production; 10=Non-Critical Occupations				
MV TRANSPORTATION	9	53303100	Driver	1
National Audubon Society	1	11919900	Contracts and Government Grants Manager	1
Northcentral Pizza, LLC. dba Domino's Pizza	1	35101200	Assistant Manager	1
Northern Sheets LLC	9	51919900	Production Workers	3
Orepac Building Products	9	53303200	Driver	4
Pacific Health & Home	3	47202200	Masonry Installer	2
	3	47203101	Skilled Tradesman/Craftsman	2
Pacific Protection INC	1	33903200	Unarmed Security Officer	10
Pacific Staffing	1	11919900	Call Center Manager - Bilingual Spanish	1
	1	15115100	Technical Support Agent	1
Package One	9	53303200	Class A Truck Driver	1
Payroll on the Web	1	43601400	Administrative Assistant	1
	1	43305100	Payroll Specialist	1
	1	43303100	Payroll Tax Specialist	1
Paradise Oaks Youth Services	4	53303200	Residential Counselor	1
Pep Boys	7	49302301	Technicians and Mechanics	10
Pilkington North America Inc.	1	43405100	Service Center Administrator	1
Pirtek Power Inn	7	41309900	Field Service Technician	1
Powerhouse Science Center	1	11303102	Director of Finance & Operations	1
PowerSchool Group LLC	1	13201100	Accountant	1
	2	11302100	Associate Performance Test Engineer	1
	2	15119901	Associate QA Test Engineer	1
	6	15113300	Associate Software Engineer	1
	1	15114200	Associate Systems Administrator	1
	1	43301100	Billing Associate	1
	1	43301100	Collections Associate	1
	6	15113300	Compliance Application Software Engineer	1
	6	15113200	Compliance Database Software Engineer	1
	1	13102300	Contracts Administrator	1
	1	13115100	Corporate Trainer	1
	1	15115100	Customer Support Representative (Tier 1)	1
	6	15115100	Desktop Technician	1
	1	43303100	Entry Level Accounts Payable Specialist	1
	1	13119900	Entry Level Corporate Development Analyst	1
	1	13105100	Entry Level Pricing Analyst	1
	1	15119909	Entry-Level Project Manager	1
	1	13205100	Financial Analyst	1
	1	41909900	Inside Sales Account Representative	1
	1	11202100	Marketing Campaign Coordinator	1
	1	11201100	Product Manager-Consumer	1
	1	13116100	Product Marketing and Competitive Intelligence Manager	1
	1	13116100	Product Marketing Manager	1
	1	11312100	Recruiting Manager	1
	1	43405100	Renewals Associate	1
	1	11302100	Salesforce Administrator	1
	1	13107100	Senior Corporate Recruiter	1
	1	11312100	Senior Manager of Human Resources	1
	6	15113300	Senior Network Engineer	1
	1	15119909	Senior Project Manager	1
	6	15114200	Senior Systems Engineer	1
	6	17206100	Senior UI Interface Designer	1
	6	15113300	Systems Engineer II	1
	1	11102100	Vice President of Customer Operations- School Systems Group	1
PrideStaff	3	47409900	Machine Operator and Woodworking Craftsman	10
	9	51209900	Production and Manufacturing Technician	10
Progressive Insurance	1	43405100	Customer Service Call Center Representative-Bilingual Spanish	4

EMPLOYER	CRITICAL CLUSTERS	ONET CODE	JOBS	NO OF POSITIONS
Critical Occupational Clusters Key: 1=Administrative & Support Services; 2=Architecture & Engineering; 3=Construction; 4=Healthcare & Supportive Service; 5=Human Services; 6=Information Technology; 7= Installation, Maintenance & Repair; 8=Tourism/Hospitality; 9=Transportation & Production; 10=Non-Critical Occupations				
Quality Driver Solutions	9	53303200	Class A Driver	15
	9	53303200	Commercial Truck Drivers	20
Ready-Set-Go Children's Center	1	25201100	Preschool Teacher	3
Restoration Hardware	1	43101100	Client Service Center Supervisor	2
	1	11919900	Project Leader	2
Sacramento Employment and Training Agency	1	25201100	Associate Teacher Infant Toddler	1
	1	25201100	Associate Teacher- Tier I	1
	1	25201100	Associate Teacher Tier III	1
	1	11903900	CFS Education Program Officer	1
	1	25201100	Early Head Start Educator	1
	1	21102100	Family Services Worker Range I	1
	1	21102100	Family Services Worker Range III	1
	9	53303300	Head Start Courier/Maintenance	1
	1	11903100	Head Start Education Coordinator	1
	1	35201900	Head Start On-Call Cook/Driver	1
	1	25201100	Head Start Substitute Child Care Teacher	1
	1	25904100	Head Start Substitute Teacher Assistant	1
	1	11903100	Site Supervisor	1
	1	21102900	Workforce Development Professional Range 2	1
Sacramento Home Care	4	31101100	Care Giver	6
Sacramento Metro Chamber-Commerce	1	43303100	Accounting Clerk	1
Sacramento Regional Transit District	1	11301100	Assistant General Manager - Administration	1
	1	43906100	Clerk II	1
	1	43503200	Community Bus Services (CBS) Dispatcher/Supervisor	1
	7	49909800	Facilities Maintenance Mechanic	1
	1	43601200	Legal Secretary	1
	7	49907100	Light Rail Vehicle Technician	1
	7	13116100	Maintenance Supervisor - Wayside	1
	1	13116100	Marketing and Communications Specialist	1
	7	49303100	Mechanic A	1
	7	49303100	Mechanic A - Body and Fender (Bus Maintenance)	2
	3	15114200	Network Operations Engineer	1
	1	43906100	Revenue Clerk	1
	1	29901100	Safety Specialist II	1
	1	13107100	Senior Human Resources Analyst	1
Sacramento Regional Transit District	6	11302100	Senior Information Technology Business Systems Analyst	2
	1	37201100	Service Worker - Bus and/or Light Rail	1
Safari Kid	1	25201100	Toddler Teacher	1
SANA Accounting & Tax Services	1	53309900	Accounting Assistant	1
Security Tech Protective Services	1	33903200	Armed Security Officer	10
Serenity Respite	4	39901100	Respite Care Provider	10
Serve All Contracting	3	47206100	Construction / Maintenance Technician	1
	1	43601400	Receptionist / Office Assistant	1
Slingshot Connections	10	41401100	Outside Sales	5
Smartguard	1	33903200	Security Officer/Patrol Officer	6
Softsol Technologies Inc.	1	13111100	Business Analyst	1
	1	25401100	Document Prep/Scan Technician	8
SolarCity	1	43405100	Call Center Concierge	20
	3	47211100	Electrician	20
	1	41401107	Energy Consultant (Inside Sales)	15
	7	47223100	PV Installer	20
Southeast Asian Assistance Center	1	11101100	Executive Director	1
South Side Art Center	1	27101200	Ceramic Lead Artist Instructor	1
Stanford Youth Solutions	1	29112900	Therapist	4
Staff Management	1	11305100	Area Manager	30
STAR, Inc.	10	33903200	Armed Private Security	5

EMPLOYER	CRITICAL CLUSTERS	ONET CODE	JOBS	NO OF POSITIONS
Critical Occupational Clusters Key: 1=Administrative & Support Services; 2=Architecture & Engineering; 3=Construction; 4=Healthcare & Supportive Service; 5=Human Services; 6=Information Technology; 7= Installation, Maintenance & Repair; 8=Tourism/Hospitality; 9=Transportation & Production; 10=Non-Critical Occupations				
Starbucks Corporation	1	35302201	Barista	7
Stations	9	49909900	Installer	4
STC Netcom	2	17207201	Civil Hand	2
	7	49202100	RF Technician	2
Stericycle	1	43405100	Customer Service Representative	6
Strategies To Empower People (STEP)	1	21109300	American Sign Language Interpreter (ASL Interpreter)	1
	1	21109300	Case Supervisor/Facilitator for Supported Living Services	2
	1	21109300	Direct Support Professionals	20
	1	21109300	Instructor for Supported Living Services	1
	1	13107100	Staffing and Scheduling Coordinator for Human Resources Department	1
Sub Sea Systems Inc.	9	11201100	Product Manager--Marine Recreation	1
Sun City Roseville Community Association	1	37201100	Custodial Worker	1
	10	35201400	Line Cook	2
	10	39903100	PT Personal Trainer	1
SVS Group, Inc.	1	33903200	Event Staff & Security Guards	30
Swing Cushion Covers & More	1	43906100	General Office Assistant	1
Teledyne Microwave Solutions	9	51919900	Assembler 1	3
	7	17302301	Calibration Lab Technician	1
	1	11919900	Contracts Administrator	1
	1	11919900	Contracts/Pricing Manager 4	1
	1	43906100	Data Analyst	1
	3	17207200	Electrical Engineer 4	1
	3	17302700	Electronic Engineer 2	1
	7	17302700	Electronic Technician	1
	7	51404100	Machinist 4	1
	9	51902200	Product Finisher	1
	1	13119903	Senior Contracts Administrator	1
	7	43906100	Technical Support 2	1
	7	17302301	Technician 1	1
	1	13119903	Trade Compliance Support Administrator 1	1
	The Firehouse Restaurant	1	35201400	Fine Dining Line Cook
The Paver Company	3	47101100	Construction Foreman	2
The Wheeler Company	1	43417100	Office Assistant	1
Therapeutic Pathways	4	25309900	Behavior Technician	20
Thoughtful Food Inc.	10	35902100	Dishwasher	2
Timco Construction Inc.	3	13105100	General Construction Estimator	1
Trinity Fresh	9	53303200	Class B Truck Driver	4
	9	43508103	Warehouse Loader	2
	9	43508103	Warehouse Loader/Selector	4
True Transport Inc.	9	53303200	CDL A Truck Driver	4
UC Davis Health System	1	43601400	Administrative Support Assistant	10
	1	21109400	Care Coordinator/ ED Analyst	1
	1	37201100	Custodian/Senior Custodian	11
United Cerebral Palsy	1	39902100	Direct Support Professional	5
Utiliqwest LLC	3	49905100	Utility Line Locator	5

EMPLOYER	CRITICAL CLUSTERS	ONET CODE	JOBS	NO OF POSITIONS
Critical Occupational Clusters Key: 1=Administrative & Support Services; 2=Architecture & Engineering; 3=Construction; 4=Healthcare & Supportive Service; 5=Human Services; 6=Information Technology; 7= Installation, Maintenance & Repair; 8=Tourism/Hospitality; 9=Transportation & Production; 10=Non-Critical Occupations				
Villara Building Systems	9	53303300	Class A and Class C Driver	1
	9	53303300	Driver	1
	7	49902100	Duct Blaster	1
	7	47215201	Fire Sprinkler Installer	1
	1	43417100	Human Resources Bilingual Receptionist	1
	7	49902100	HVAC Apartments Installer	1
	7	49902100	HVAC Commercial Installer	1
	7	49902100	HVAC Retro-Fit Lead	1
	7	49902100	HVAC Sheet Metal Installer	1
	7	49902100	HVAC Start-Up Technician	1
	7	49902100	HVAC Warranty and Paid Service Technician	1
	3	49909900	Installers (Solar, Plumbing, HVAC, Sheet Metal)	1
	9	43508103	Inventory Control Clerk	1
	1	43601400	Manufacturing Administrative Assistant	1
	7	47215201	Plumbing Finish/Service	1
7	47215201	Plumbing Installer	1	
7	43511100	Quality Control Lead Master/Inspector	2	
Vision Service Plan	1	43405100	Customer Care Representative (CCR)	1
Visiting Angels Senior Home Care	4	31101100	Caregiver	10
Western States Fire Protection	7	49209800	Alarm & Detection Technician	1
	1	43601400	Division Administrative Assistant	1
	7	49209800	Fire Alarm/Fire Sprinkler Inspector	1
	7	27102100	Fire Sprinkler Designer	3
	1	43919900	Service Administrator	
9	49101100	Shop Foreman	1	
Westlake Charter School	1	25904100	Instructional Aide - Substitute	5
Wholesale Outlet, Inc.	9	53303300	Delivery Driver	1
	1	35302200	Front Counter/Will Call	1
	9	43507100	Receiving	1
Woodmack Products, Inc.	9	51909900	Entry-Level Production Machine Operator	1
	9	51412106	Entry Level Production Welder	1
	9	37201100	Janitor & Machine Operator	1
	1	37201100	Manufacturing Industrial Janitor	1
	9	51919900	Machine Operator	3
Yuba Community College District	1	43303100	Accounting Assistant	1
	1	25119900	Adjunct Instructors	1
	1	41201100	Cashier	1
	1	37201100	Custodial Maintenance Worker	1
	1	37201100	Custodian	1
	1	11903900	Director of Financial Aid	1
	1	11903900	Director of TRiO Programs	1
	1	43309900	Financial Aid Technician	1
	1	25119900	Human Resources Analyst/Academic	1
	1	33101200	Interim Chief of Police	1
	1	25403100	Library Technical Assistant	1
	1	25107200	Nursing Instructor	1
	1	25119900	Philosophy Instructor	1
	1	43101100	Site Supervisor - Child Development Center	1
	1	51906100	Testing Technician	1
1	25119900	X-Ray Technology Instructor	1	
Zebra Restoration Services	7	49909900	Property Damage Restoration Technician	3
Total				2121

Entry Level Positions
July , 2015 - March 9, 2016

EMPLOYER	CRITICAL CLUSTERS	JOBS	NO OF POSITIONS
Critical Occupational Clusters Key: 1=Administrative & Support Services; 2=Architecture & Engineering; 3=Construction; 4=Healthcare & Supportive Service; 5=Human Services; 6=Information Technology; 7= Installation, Maintenance & Repair; 8=Tourism/Hospitality; 9=Transportation & Production; 10=Non-Critical Occupations			

Advanced Call Center Technologies	1	Customer Service Representatives	50
Allied Barton	1	Security Officer	8
Amerigas	1	Customer Care Agent	24
Barnes & Noble	1	Barista/Cafe Server	2
	1	Bookseller	2
Boys & Girls Clubs of Greater Sacramento	1	Program Assistant	10
Bozzuto Insurance Agency	1	Insurance Sales Agent	1
Brashers Sacramento Auto Actn	1	Dealer Registration Clerk-Front Counter Customer Service	1
	1	Transportation Billing/Data Entry Clerk	1
Castle House Distributors	1	Driver/Service Tech	1
Children's Law Center of California	1	Scanning Clerk	1
Comcast	1	Xfinity Sales Associates	9
Cornerstone Staffing Solutions, Inc.	1	Cashier or Checker Stock Clerk	2
Culinary Staffing America	1	Food Service Workers	40
Denio's Farmers Market and Swap Meet	1	Cashier	5
Dolar General	1	Sales Associate	20
Elevate Learning	1	English and/or Math Tutors	50
Ephraim Williams Family Life Center	1	Receptionist	1
Evergreen Industries Cleaning Services, LLC	1	Cleaning Laborer	2
Express Employment Professionals	1	Customer Service Representative	1
	1	Receptionist	1
	1	Activities Assistant	1
	1	Sales & Marketing Manager (Salesforce)	1
	1	Inside Sales Representative	2
Fair Oaks Recreation & Park District	1	Recreation Leader I-Camp Counselor	10
Faneuil/InSync Consulting Services LLC	1	Customer Service Representative	500
Farmers Insurance - Stacy Cronican Insurance Agency	1	Customer Service Representative	2
	1	Sales Representative	4
First Security Services	1	Security Officer	10
H&R Block	1	Tax Professional	20
Infinity Energy	1	Appointment Scheduler	5
	1	Solar Sales Representative	10
J's Communications	1	Outside Sales Representative, B2B	1
Leukemia & Lymphoma Society	1	Part Time Outreach Assistant	15
Liberty Tax Service #8097	1	Tax Preparer	1

Entry Level Positions
July , 2015 - March 9, 2016

EMPLOYER	CRITICAL CLUSTERS	JOBS	NO OF POSITIONS
Critical Occupational Clusters Key: 1=Administrative & Support Services; 2=Architecture & Engineering; 3=Construction; 4=Healthcare & Supportive Service; 5=Human Services; 6=Information Technology; 7= Installation, Maintenance & Repair; 8=Tourism/Hospitality; 9=Transportation & Production; 10=Non-Critical Occupations			
Los Rios Community College District	1	Account Clerk I	1
	1	Clerical Assistant	1
	1	Instructional Assistant - Foreign Language	1
	1	Instructional Assistant - Learning Resources	1
	1	Instructional Assistant - Phlebotomy Laboratory	1
	1	Instructional Assistant - Photography	1
	1	Instructional Assistant - Sign Language Studies	1
	1	Instructional Assistant-Writing/English/Reading	1
	1	Instructional Assistant- Costuming and Makeup	1
	1	Instructional Assistant-Medical Laboratory Technician	1
	1	Special Project - Student Personnel Assistant - Health and Wellness Services	1
	1	Student Personnel Assistant-Assessment/Testing	1
	1	Student Personnel Assistant - Career & Job Opportunity Services	1
	1	Student Personnel Assistant Disabled Student Programs and Services (DSP&S)	1
	1	Student Personnel Assistant - Outreach Services	1
	1	Student Personnel Assistant - Student Life	1
	1	Student Personnel Assistant - Student Services	1
	1	Student Personnel Assistant - Student Services - Athletic Program & Transfer Services Program	1
	1	Student Personnel Assistant - TANF	1
	1	Student Personnel Assistant- Student Services	1
1	Custodian	2	

Entry Level Positions
July , 2015 - March 9, 2016

EMPLOYER	CRITICAL CLUSTERS	JOBS	NO OF POSITIONS
Critical Occupational Clusters Key: 1=Administrative & Support Services; 2=Architecture & Engineering; 3=Construction; 4=Healthcare & Supportive Service; 5=Human Services; 6=Information Technology; 7= Installation, Maintenance & Repair; 8=Tourism/Hospitality; 9=Transportation & Production; 10=Non-Critical Occupations			
Markstein Beverage Co.	1	Merchandiser	1
MAXIMUS	1	Enrollment Service Representative	1
PowerSchool Group LLC	1	Customer Support Representative (Tier 1)	1
	1	Entry Level Accounts Payable Specialist	1
	1	Entry Level Corporate Development Analyst	1
	1	Entry Level Pricing Analyst	1
	1	Entry-Level Project Manager	1
	1	Inside Sales Account Representative	1
Progressive Insurance	1	Customer Service Call Center Representative-Bilingual Spanish	4
Sacramento Employment and Training Agency	1	Associate Teacher- Tier I	1
	1	Workforce Development Professional Range 2	1
Sacramento Metro Chamber-Commerce	1	Accounting Clerk	1
SANA Accounting & Tax Services	1	Accounting Assistant	1
	1	Receptionist / Office Assistant	1
Security Tech Protective Services	1	Armed Security Officer	10
Smartguard	1	Security Officer/Patrol Officer	6
Softsol Technologies Inc.	1	Document Prep/Scan Technician	8
Starbucks Corporation	1	Barista	7
Stericycle	1	Customer Service Representative	6
Sun City Roseville Community Association	1	Custodial Worker	1
SVS GroupP, Inc.	1	Event Staff & Security Guards	30
Swing Cushion Covers & More	1	General Office Assistant	1
Strategies To Empower People STEP	1	Instructor for Supported Living Services	1
The Wheeler Company	1	Office Assistant	1
Villara Building Systems	1	Human Resources Bilingual Receptionist	1
Westlake Charter School	1	Instructional Aide - Substitute	5
Wholesale Outlet, Inc.	1	Will Call/Front Counter	1
Woodmack Products, Inc.	1	Manufacturing Industrial Janitor	1
Yuba Community College District	1	Accounting Assistant	1
	1	Cashier	1
	1	Custodial Maintenance Worker	1
	1	Custodian	1

Entry Level Positions
July , 2015 - March 9, 2016

EMPLOYER	CRITICAL CLUSTERS	JOBS	NO OF POSITIONS
Critical Occupational Clusters Key: 1=Administrative & Support Services; 2=Architecture & Engineering; 3=Construction; 4=Healthcare & Supportive Service; 5=Human Services; 6=Information Technology; 7= Installation, Maintenance & Repair; 8=Tourism/Hospitality; 9=Transportation & Production; 10=Non-Critical Occupations			

Amware Pallet Services	3	Pallet Repairman	4
Express Employment Professionals	3	General Laborer	15
Jerico	3	Lighting Installer	1
Villara Building Systems	3	Installers (Solar, Plumbing, HVAC, Sheet Metal)	1

All For You Home Care	4	Caregiver	1
Behavioral Education for Children with Autism (BECA)	4	Behavior Technician	1
Craig Cares	4	Caregiver/Home Health Aide/CNA	1
Sacramento Home Care	4	Care Giver	6
Serenity Respite	4	Respite Care Provider	10
Visiting Angels Senior Home Care	4	Caregiver	10

Villara Building Systems	7	Fire Sprinkler Installer	1
	7	HVAC Apartments Installer	1
	7	HVAC Commercial Installer	1
	7	HVAC Sheet Metal Installer	1
	7	Plumbing Installer	1

Andy Nguyen's	8	Kitchen Helper	1
The Firehouse Restaurant	8	Fine Dining Line Cook	1

Entry Level Positions
July , 2015 - March 9, 2016

EMPLOYER	CRITICAL CLUSTERS	JOBS	NO OF POSITIONS
Critical Occupational Clusters Key: 1=Administrative & Support Services; 2=Architecture & Engineering; 3=Construction; 4=Healthcare & Supportive Service; 5=Human Services; 6=Information Technology; 7= Installation, Maintenance & Repair; 8=Tourism/Hospitality; 9=Transportation & Production; 10=Non-Critical Occupations			

Alhambra	9	Production Operator	5
All Seasons Burial & Cremation	9	Mortuary Transport Driver	1
Brashers Sacramento Auto Actn	9	Auction Driver	1
Cornerstone Staffing Solutions, Inc.	9	Warehouse Clerk	20
Dr. Pepper Snapple Group	9	Warehouse Loader	1
Exact Staff Inc	9	Assembly Line Worker	50
	9	Packaging Associate	25
	9	Warehouse Worker	50
Express Employment Professionals	9	Production Fabrication	1
Frito-Lay	9	Route Sales Representative - General	1
Horizon Personnel Services	9	Order Puller	10
John Jackson Masonry	9	Fleet Mechanic	1
Lamonica's Pizza Dough	9	Packaging Associate	10
Liqui-Box Corporation	9	Inspector/Packers	20
Lofings Lighting Inc	9	Warehouse and Delivery	1
Markstein Beverage Co.	9	Night Warehouse Associate	1
MV TRANSPORTATION	9	Driver	1
Northern Sheets LLC	9	Production Workers	3
Package One	9	Class A Truck Driver	1
Stations	9	Installer	4
Teledyne Microwave Solutions	9	Assembler 1	3
	9	Warehouse Loader	4
Trinity Fresh	9	Warehouse Loader	2
	9	Warehouse Loader/Selector	4
Villara Building Systems	9	Inventory Control Clerk	1
Wholesale Outlet, Inc.	9	Receiving	1
Woodmack Products, Inc.	9	Entry-Level Production Machine Operator	1
	9	Entry Level Production Welder	1
	9	Janitor & Machine Operator	1

Amazon	10	Part -Time Seasonal Associate	1
Arby's GH Restaurants	10	Team Member	7
Cintas Corporation	10	Route Service Sales Representative	5
Comcast	10	Individual Direct Sales	1
Fish Window Cleaning	10	Window Cleaner	2
Frito-Lay	10	Detailer	1
	10	Merchandiser	1
Slingshot Connections	10	Outside Sales	5
Sun City Roseville Community Association	10	Line Cook	2
Thoughtful Food Inc.	10	Dishwasher	2
Total			1245

ITEM IV-E – INFORMATION

UNEMPLOYMENT UPDATE/PRESS RELEASE FROM THE EMPLOYMENT
DEVELOPMENT DEPARTMENT

BACKGROUND:

The unemployment rate for Sacramento County for the month of January, 2016 was 5.5%.

Attached is a copy of a press release from the Employment Development Department breaking down the job losses and job creations for the regional area.

Staff will be available to answer questions.

**SACRAMENTO—ROSEVILLE—ARDEN-ARCADE METROPOLITAN STATISTICAL AREA
(MSA)
(EL DORADO, PLACER, SACRAMENTO, AND YOLO COUNTIES)
Seasonal reduction in retail trade led month-over job decline**

The unemployment rate in the Sacramento--Roseville--Arden-Arcade MSA was 5.5 percent in January 2016, unchanged from a revised 5.5 percent in December 2015, and below the year-ago estimate of 6.7 percent. This compares with an unadjusted unemployment rate of 5.8 percent for California and 5.3 percent for the nation during the same period. The unemployment rate was 5.5 percent in El Dorado County, 4.7 percent in Placer County, 5.6 percent in Sacramento County, and 6.7 percent in Yolo County.

NOTE: Labor Force and Industry data contained in this release differ from previous information due to the U.S. Department of Labor's annual revision process.

Between December 2015 and January 2016, combined employment located in the counties of El Dorado, Placer, Sacramento, and Yolo decreased by 8,500 to total 928,500 jobs.

- Trade, transportation, and utilities reported the largest month-over decline with a loss of 7,000 jobs. Retail trade (down 5,400 jobs) accounted for over 77 percent of the decline. Trade, transportation, and utilities decreased 1,400 jobs and wholesale trade dipped by 200 jobs.
- Construction was down 2,200 jobs from December. The bulk of the decline was seen in specialty trade contractors (down 1,500 jobs).
- Professional and business services cutback 1,000 jobs over the month. Employment services accounted for the loss, reporting a decline of 1,600 jobs.
- Four industries experienced month-over gains. Government led the gain, adding 1,500 jobs. Other services added 600 jobs. Education and health services grew by 400 jobs. Manufacturing added 100 jobs.

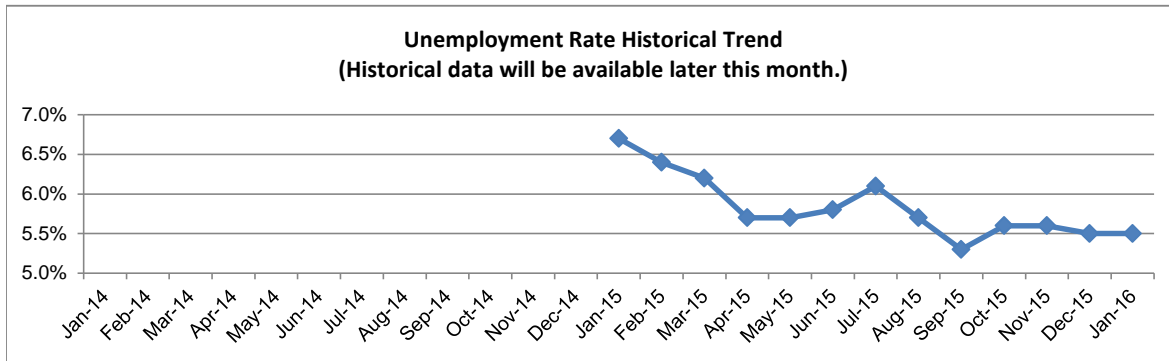
Between January 2015 and January 2016, total jobs in the region increased by 24,300, or 2.7 percent.

- Education and health services led year-over job growth, adding 6,000 jobs from January 2015. Health care and social assistance increased by 6,600 jobs. This gain offset a decline in educational services, which decreased by 600 jobs.
- Construction grew by 5,300 jobs from last year. Specialty trade contractors accounted for the majority of the gain in this industry, adding 4,200 jobs.
- Government advanced by 3,200 jobs from last January. Local government led the growth with a gain of 1,900 jobs.
- Information (down 200 jobs) and farm (down 100 jobs) were the only industries to experience year-over decline.

IMMEDIATE RELEASE

SACRAMENTO--ROSEVILLE--ARDEN-ARCADE METROPOLITAN STATISTICAL AREA (MSA)
 (El Dorado, Placer, Sacramento, and Yolo Counties)

The unemployment rate in the Sacramento--Roseville--Arden-Arcade MSA was 5.5 percent in January 2016, unchanged from a revised 5.5 percent in December 2015, and below the year-ago estimate of 6.7 percent. This compares with an unadjusted unemployment rate of 5.8 percent for California and 5.3 percent for the nation during the same period. The unemployment rate was 5.5 percent in El Dorado County, 4.7 percent in Placer County, 5.6 percent in Sacramento County, and 6.7 percent in Yolo County.



Industry	Dec-2015	Jan-2016	Change		Jan-2015	Jan-2016	Change
	Revised	Prelim				Prelim	
Total, All Industries	937,000	928,500	(8,500)		904,200	928,500	24,300
Total Farm	7,800	7,600	(200)		7,700	7,600	(100)
Total Nonfarm	929,200	920,900	(8,300)		896,500	920,900	24,400
Mining, Logging, and Construction	52,900	50,600	(2,300)		45,300	50,600	5,300
Mining and Logging	600	500	(100)		500	500	0
Construction	52,300	50,100	(2,200)		44,800	50,100	5,300
Manufacturing	36,500	36,600	100		35,500	36,600	1,100
Trade, Transportation & Utilities	153,600	146,600	(7,000)		144,400	146,600	2,200
Information	14,100	14,000	(100)		14,200	14,000	(200)
Financial Activities	51,800	51,400	(400)		49,800	51,400	1,600
Professional & Business Services	120,600	119,600	(1,000)		116,600	119,600	3,000
Educational & Health Services	142,500	142,900	400		136,900	142,900	6,000
Leisure & Hospitality	94,600	94,500	(100)		93,100	94,500	1,400
Other Services	30,000	30,600	600		29,800	30,600	800
Government	232,600	234,100	1,500		230,900	234,100	3,200

Notes: Data not adjusted for seasonality. Data may not add due to rounding
 Labor force data are revised month to month
 Additional data are available on line at www.labormarketinfo.edd.ca.gov

Data Not Seasonally Adjusted

	Jan 15	Nov 15	Dec 15 Revised	Jan 16 Prelim	Percent Change	
					Month	Year
Civilian Labor Force (1)	1,059,000	1,058,500	1,058,400	1,061,100	0.3%	0.2%
Civilian Employment	987,900	999,300	1,000,700	1,002,500	0.2%	1.5%
Civilian Unemployment	71,100	59,300	57,700	58,600	1.6%	-17.6%
Civilian Unemployment Rate (CA Unemployment Rate)	6.7%	5.6%	5.5%	5.5%		
(U.S. Unemployment Rate)	7.2%	5.8%	5.7%	5.8%		
	6.1%	4.8%	4.8%	5.3%		

Total, All Industries (2)	904,200	938,100	937,000	928,500	-0.9%	2.7%
Total Farm	7,700	8,100	7,800	7,600	-2.6%	-1.3%
Total Nonfarm	896,500	930,000	929,200	920,900	-0.9%	2.7%
Total Private	665,600	692,900	696,600	686,800	-1.4%	3.2%
Goods Producing	80,800	89,400	89,400	87,200	-2.5%	7.9%
Mining, Logging, and Construction	45,300	53,500	52,900	50,600	-4.3%	11.7%
Mining and Logging	500	600	600	500	-16.7%	0.0%
Construction	44,800	52,900	52,300	50,100	-4.2%	11.8%
Construction of Buildings	9,900	10,600	10,600	10,400	-1.9%	5.1%
Specialty Trade Contractors	29,800	36,300	35,500	34,000	-4.2%	14.1%
Building Foundation & Exterior Contractors	7,900	9,900	10,000	9,500	-5.0%	20.3%
Building Equipment Contractors	11,800	13,900	13,700	13,500	-1.5%	14.4%
Building Finishing Contractors	6,600	7,800	7,500	7,400	-1.3%	12.1%
Manufacturing	35,500	35,900	36,500	36,600	0.3%	3.1%
Durable Goods	24,400	25,000	25,400	25,500	0.4%	4.5%
Computer & Electronic Product Manufacturing	6,400	6,500	6,600	6,800	3.0%	6.3%
Nondurable Goods	11,100	10,900	11,100	11,100	0.0%	0.0%
Food Manufacturing	3,900	3,300	3,300	3,300	0.0%	-15.4%
Service Providing	815,700	840,600	839,800	833,700	-0.7%	2.2%
Private Service Providing	584,800	603,500	607,200	599,600	-1.3%	2.5%
Trade, Transportation & Utilities	144,400	152,200	153,600	146,600	-4.6%	1.5%
Wholesale Trade	24,300	24,700	25,100	24,900	-0.8%	2.5%
Merchant Wholesalers, Durable Goods	13,000	13,100	13,400	13,400	0.0%	3.1%
Merchant Wholesalers, Nondurable Goods	8,900	9,000	9,100	9,000	-1.1%	1.1%
Retail Trade	96,200	101,900	102,600	97,200	-5.3%	1.0%
Motor Vehicle & Parts Dealer	12,800	13,500	13,500	13,500	0.0%	5.5%
Building Material & Garden Equipment Stores	7,400	7,700	7,600	7,400	-2.6%	0.0%
Grocery Stores	18,600	18,500	18,400	18,200	-1.1%	-2.2%
Health & Personal Care Stores	5,300	5,500	5,400	5,300	-1.9%	0.0%
Clothing & Clothing Accessories Stores	7,400	8,000	8,000	7,100	-11.3%	-4.1%
Sporting Goods, Hobby, Book & Music Stores	4,400	4,800	4,800	4,600	-4.2%	4.5%
General Merchandise Stores	20,700	23,400	24,300	21,700	-10.7%	4.8%
Transportation, Warehousing & Utilities	23,900	25,600	25,900	24,500	-5.4%	2.5%
Information	14,200	14,000	14,100	14,000	-0.7%	-1.4%
Publishing Industries (except Internet)	2,400	2,400	2,400	2,400	0.0%	0.0%
Telecommunications	6,400	6,200	6,100	6,100	0.0%	-4.7%
Financial Activities	49,800	51,400	51,800	51,400	-0.8%	3.2%
Finance & Insurance	36,500	37,200	37,400	37,200	-0.5%	1.9%
Credit Intermediation & Related Activities	11,900	11,900	12,000	11,900	-0.8%	0.0%
Depository Credit Intermediation	7,000	6,400	6,400	6,400	0.0%	-8.6%
Nondepository Credit Intermediation	2,800	2,900	3,000	2,900	-3.3%	3.6%
Insurance Carriers & Related	20,800	21,600	21,800	21,700	-0.5%	4.3%
Real Estate & Rental & Leasing	13,300	14,200	14,400	14,200	-1.4%	6.8%
Real Estate	10,300	11,000	11,200	11,000	-1.8%	6.8%
Professional & Business Services	116,600	119,900	120,600	119,600	-0.8%	2.6%
Professional, Scientific & Technical Services	52,500	52,300	52,500	52,500	0.0%	0.0%
Architectural, Engineering & Related Services	8,700	9,100	9,000	8,900	-1.1%	2.3%
Management of Companies & Enterprises	10,300	10,200	10,200	10,200	0.0%	-1.0%
Administrative & Support & Waste Services	53,800	57,400	57,900	56,900	-1.7%	5.8%
Administrative & Support Services	50,900	54,400	54,900	53,800	-2.0%	5.7%
Employment Services	20,100	22,000	22,000	20,400	-7.3%	1.5%

Data Not Seasonally Adjusted

	Jan 15	Nov 15	Dec 15	Jan 16	Percent Change	
			Revised	Prelim	Month	Year
Services to Buildings & Dwellings	10,400	11,600	11,500	11,300	-1.7%	8.7%
Educational & Health Services	136,900	142,500	142,500	142,900	0.3%	4.4%
Education Services	12,500	12,100	11,800	11,900	0.8%	-4.8%
Health Care & Social Assistance	124,400	130,400	130,700	131,000	0.2%	5.3%
Ambulatory Health Care Services	42,600	46,100	46,500	46,200	-0.6%	8.5%
Hospitals	23,700	24,200	24,200	24,300	0.4%	2.5%
Nursing & Residential Care Facilities	16,300	16,700	16,700	16,700	0.0%	2.5%
Leisure & Hospitality	93,100	93,000	94,600	94,500	-0.1%	1.5%
Arts, Entertainment & Recreation	16,000	14,200	15,000	14,800	-1.3%	-7.5%
Accommodation & Food Services	77,100	78,800	79,600	79,700	0.1%	3.4%
Accommodation	8,900	8,400	8,600	8,600	0.0%	-3.4%
Food Services & Drinking Places	68,200	70,400	71,000	71,100	0.1%	4.3%
Restaurants	64,400	66,000	66,600	66,200	-0.6%	2.8%
Full-Service Restaurants	31,000	31,500	31,900	32,500	1.9%	4.8%
Limited-Service Eating Places	33,400	34,500	34,700	33,700	-2.9%	0.9%
Other Services	29,800	30,500	30,000	30,600	2.0%	2.7%
Repair & Maintenance	8,500	8,700	8,700	8,600	-1.1%	1.2%
Government	230,900	237,100	232,600	234,100	0.6%	1.4%
Federal Government	13,400	13,900	14,100	13,700	-2.8%	2.2%
Department of Defense	1,700	1,700	1,700	1,700	0.0%	0.0%
State & Local Government	217,500	223,200	218,500	220,400	0.9%	1.3%
State Government	115,400	117,000	116,200	116,400	0.2%	0.9%
State Government Education	29,500	29,700	29,500	29,700	0.7%	0.7%
State Government Excluding Education	85,900	87,300	86,700	86,700	0.0%	0.9%
Local Government	102,100	106,200	102,300	104,000	1.7%	1.9%
Local Government Education	57,900	60,800	57,100	58,900	3.2%	1.7%
Local Government Excluding Education	44,200	45,400	45,200	45,100	-0.2%	2.0%
County	18,100	18,500	18,600	18,700	0.5%	3.3%
City	9,600	10,000	9,800	9,700	-1.0%	1.0%
Special Districts plus Indian Tribes	16,500	16,900	16,800	16,700	-0.6%	1.2%

Notes:

(1) Civilian labor force data are by place of residence; include self-employed individuals, unpaid family workers, household domestic workers, & workers on strike. Data may not add due to rounding. The unemployment rate is calculated using unrounded data.

(2) Industry employment is by place of work; excludes self-employed individuals, unpaid family workers, household domestic workers, & workers on strike. Data may not add due to rounding.

These data are produced by the Labor Market Information Division of the California Employment Development Department (EDD). Questions should be directed to: Cara Welch 916/227-0298 or Nati Martinez 209/941-6551

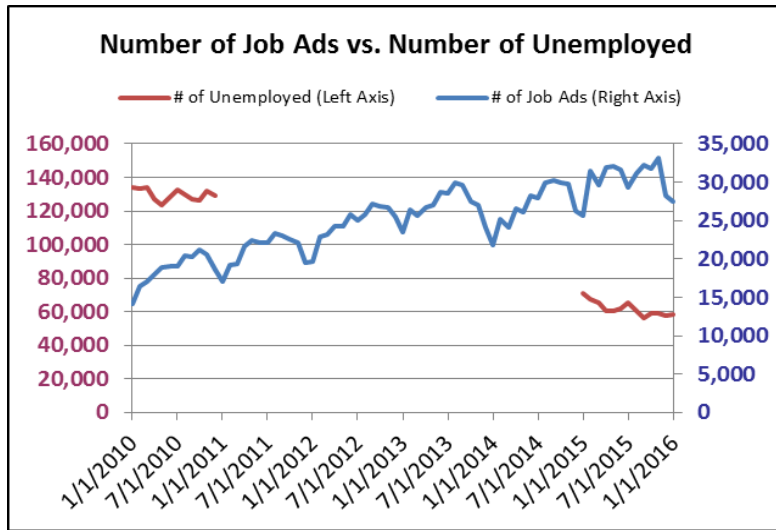
These data, as well as other labor market data, are available via the Internet at <http://www.labormarketinfo.edd.ca.gov>. If you need assistance, please call (916) 262-2162.

#####

Recent Job Ads for Sacramento Roseville Arden Arcade MSA

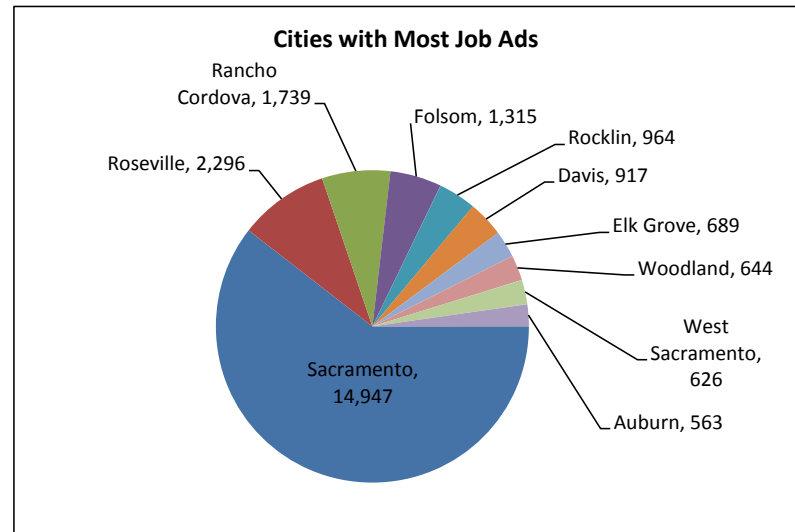
Not Seasonally Adjusted - January 2016

“Unemployment data for the years 2011 – 2014 are unavailable due to the annual [benchmarking](#) process. Data will be added as it is released by the Bureau of Labor Statistics.”



- ### Employers with Most Job Ads
- Oracle - 733
 - Sutter Health - 537
 - Dignity Health - 432
 - Kaiser Permanente - 391
 - University of California, Davis - 358
 - Los Rios Community College District - 262
 - Robert Half International - 257
 - Accenture - 235
 - Randstad - 195
 - Intel - 195

- ### Occupations with Most Job Ads
- Registered Nurses - 1269
 - Heavy and Tractor-Trailer Truck Drivers - 715
 - Retail Salespersons - 498
 - First-Line Supervisors of Office & Administrative Support - 493
 - Computer Systems Analysts - 470
 - First-Line Supervisors of Retail Sales Workers - 468
 - Customer Service Representatives - 450
 - Software Developers, Applications - 422
 - Computer User Support Specialists - 420
 - Medical and Health Services Managers - 380



REPORT 400 C
Monthly Labor Force Data for Counties
January 2016 - Preliminary
 Data Not Seasonally Adjusted

COUNTY		RANK BY RATE	LABOR FORCE	EMPLOYMENT	UNEMPLOYMENT	RATE
STATE TOTAL		---	18,948,200	17,840,800	1,107,400	5.8%
ALAMEDA		6	825,000	789,400	35,600	4.3%
ALPINE		15	670	640	40	5.3%
AMADOR		28	14,190	13,240	950	6.7%
BUTTE		30	101,700	94,200	7,500	7.3%
CALAVERAS		27	20,300	19,010	1,290	6.4%
COLUSA		58	10,910	8,460	2,440	22.4%
CONTRA COSTA		9	549,600	524,600	25,000	4.5%
DEL NORTE		37	9,890	9,030	870	8.8%
EL DORADO		17	89,300	84,400	4,900	5.5%
FRESNO		48	442,300	395,600	46,800	10.6%
GLENN		43	13,350	12,090	1,260	9.5%
HUMBOLDT		18	62,010	58,550	3,460	5.6%
IMPERIAL		57	77,400	62,500	14,900	19.2%
INYO		25	9,090	8,540	550	6.1%
KERN		49	395,500	353,100	42,400	10.7%
KINGS		51	58,100	51,400	6,600	11.4%
LAKE		32	28,840	26,600	2,240	7.8%
LASSEN		36	10,980	10,080	910	8.2%
LOS ANGELES		24	4,973,600	4,677,500	296,100	6.0%
MADERA		46	62,300	55,900	6,300	10.2%
MARIN		2	142,100	137,500	4,600	3.2%
MARIPOSA		38	7,420	6,750	660	8.9%
MENDOCINO		26	39,710	37,230	2,480	6.2%
MERCED		55	114,200	99,600	14,600	12.8%
MODOC		47	3,120	2,800	320	10.3%
MONO		12	9,000	8,570	430	4.8%
MONTEREY		50	213,100	189,400	23,800	11.2%
NAPA		12	73,600	70,000	3,500	4.8%
NEVADA		14	49,020	46,510	2,510	5.1%
ORANGE		5	1,596,400	1,532,300	64,100	4.0%
PLACER		10	178,400	170,000	8,300	4.7%
PLUMAS		56	7,660	6,590	1,060	13.9%
RIVERSIDE		23	1,041,400	979,700	61,800	5.9%
SACRAMENTO		18	689,400	651,000	38,400	5.6%
SAN BENITO		33	29,900	27,500	2,400	7.9%
SAN BERNARDINO		20	932,500	879,500	53,000	5.7%
SAN DIEGO		10	1,563,800	1,489,600	74,200	4.7%
SAN FRANCISCO		3	551,800	533,400	18,400	3.3%
SAN JOAQUIN		38	317,000	288,700	28,400	8.9%
SAN LUIS OBISPO		8	142,200	135,900	6,300	4.4%
SAN MATEO		1	444,700	431,100	13,600	3.1%
SANTA BARBARA		20	218,100	205,600	12,500	5.7%
SANTA CLARA		4	1,024,600	986,000	38,600	3.8%
SANTA CRUZ		41	141,900	129,100	12,800	9.0%
SHASTA		34	75,100	69,100	6,000	8.0%
SIERRA		45	1,300	1,180	130	9.9%
SISKIYOU		52	17,650	15,610	2,050	11.6%
SOLANO		20	207,600	195,700	11,900	5.7%
SONOMA		6	259,300	248,200	11,100	4.3%
STANISLAUS		42	242,200	219,400	22,800	9.4%
SUTTER		52	44,000	38,900	5,100	11.6%
TEHAMA		35	24,830	22,820	2,010	8.1%
TRINITY		38	5,130	4,670	450	8.9%
TULARE		54	204,100	179,100	25,000	12.3%
TUOLUMNE		30	21,550	19,960	1,580	7.3%
VENTURA		15	427,300	404,500	22,700	5.3%
YOLO		28	104,100	97,100	7,000	6.7%
YUBA		44	28,100	25,300	2,800	9.8%

Notes

- 1) Data may not add due to rounding. The unemployment rate is calculated using unrounded data.
- 2) Labor force data for all geographic areas now reflect the March 2015 benchmark and Census 2010 population controls at the state level.

REPORT 400 M
Monthly Labor Force Data for California
Counties and Metropolitan Areas
January 2016 - Preliminary
 Data Not Seasonally Adjusted

Area	RANK BY RATE	LABOR FORCE	EMPLOYMENT	UNEMPLOYMENT	RATE
STATE TOTAL	---	18,948,200	17,840,800	1,107,400	5.8%
ANAHEIM-SANTA ANA-IRVINE MD (Orange Co.)	7	1,596,400	1,532,300	64,100	4.0%
BAKERSFIELD MSA (Kern Co.)	54	395,500	353,100	42,400	10.7%
CHICO MSA (Butte Co.)	35	101,700	94,200	7,500	7.3%
EL CENTRO MSA (Imperial Co.)	63	77,400	62,500	14,900	19.2%
FRESNO MSA (Fresno Co.)	53	442,300	395,600	46,800	10.6%
HANFORD CORCORAN MSA (Kings Co.)	57	58,100	51,400	6,600	11.4%
LOS ANGELES LONG BEACH GLENDALE MD (Los Angeles Co.)	29	4,973,600	4,677,500	296,100	6.0%
MADERA MSA (Madera Co.)	51	62,300	55,900	6,300	10.2%
MERCED MSA (Merced Co.)	61	114,200	99,600	14,600	12.8%
MODESTO MSA (Stanislaus Co.)	47	242,200	219,400	22,800	9.4%
NAPA MSA (Napa Co.)	15	73,600	70,000	3,500	4.8%
OAKLAND HAYWARD BERKELEY MD	10	1,374,500	1,313,900	60,600	4.4%
Alameda Co.	8	825,000	789,400	35,600	4.3%
Contra Costa Co.	12	549,600	524,600	25,000	4.5%
OXNARD THOUSAND OAKS VENTURA MSA (Ventura Co.)	18	427,300	404,500	22,700	5.3%
REDDING MSA (Shasta Co.)	39	75,100	69,100	6,000	8.0%
RIVERSIDE SAN BERNARDINO ONTARIO MSA	27	1,973,900	1,859,200	114,700	5.8%
Riverside Co.	28	1,041,400	979,700	61,800	5.9%
San Bernardino Co.	24	932,500	879,500	53,000	5.7%
SACRAMENTO--ROSEVILLE--ARDEN-ARCADE MSA	20	1,061,100	1,002,500	58,600	5.5%
El Dorado Co.	20	89,300	84,400	4,900	5.5%
Placer Co.	13	178,400	170,000	8,300	4.7%
Sacramento Co.	22	689,400	651,000	38,400	5.6%
Yolo Co.	33	104,100	97,100	7,000	6.7%
SALINAS MSA (Monterey Co.)	56	213,100	189,400	23,800	11.2%
SAN DIEGO CARLSBAD MSA (San Diego Co.)	13	1,563,800	1,489,600	74,200	4.7%
SAN FRANCISCO REDWOOD CITY SOUTH SAN FRANCISCO MD	2	996,500	964,400	32,000	3.2%
San Francisco Co.	4	551,800	533,400	18,400	3.3%
San Mateo Co.	1	444,700	431,100	13,600	3.1%
SAN JOSE SUNNYVALE SANTA CLARA MSA	6	1,054,500	1,013,500	40,900	3.9%
San Benito Co.	38	29,900	27,500	2,400	7.9%
Santa Clara Co.	5	1,024,600	986,000	38,600	3.8%
SAN LUIS OBISPO PASO ROBLES ARROYO GRANDE MSA (San Luis Obispo Co.)	10	142,200	135,900	6,300	4.4%
SAN RAFAEL MD (Marin Co.)	2	142,100	137,500	4,600	3.2%
SANTA CRUZ WATSONVILLE MSA (Santa Cruz Co.)	46	141,900	129,100	12,800	9.0%
SANTA MARIA SANTA BARBARA MSA (Santa Barbara Co.)	24	218,100	205,600	12,500	5.7%
SANTA ROSA MSA (Sonoma Co.)	8	259,300	248,200	11,100	4.3%
STOCKTON LODI MSA (San Joaquin Co.)	43	317,000	288,700	28,400	8.9%
VALLEJO FAIRFIELD MSA (Solano Co.)	24	207,600	195,700	11,900	5.7%
VISALIA PORTERVILLE MSA (Tulare Co.)	60	204,100	179,100	25,000	12.3%
YUBA CITY MSA	55	72,100	64,300	7,900	10.9%
Sutter Co.	58	44,000	38,900	5,100	11.6%
Yuba Co.	49	28,100	25,300	2,800	9.8%
Alpine Co.	18	670	640	40	5.3%
Amador Co.	33	14,190	13,240	950	6.7%
Calaveras Co.	32	20,300	19,010	1,290	6.4%
Colusa Co.	64	10,910	8,460	2,440	22.4%
Del Norte Co.	42	9,890	9,030	870	8.8%
Glenn Co.	48	13,350	12,090	1,260	9.5%
Humboldt Co.	22	62,010	58,550	3,460	5.6%
Inyo Co.	30	9,090	8,540	550	6.1%
Lake Co.	37	28,840	26,600	2,240	7.8%
Lassen Co.	41	10,980	10,080	910	8.2%
Mariposa Co.	43	7,420	6,750	660	8.9%
Mendocino Co.	31	39,710	37,230	2,480	6.2%
Modoc Co.	52	3,120	2,800	320	10.3%
Mono Co.	15	9,000	8,570	430	4.8%
Nevada Co.	17	49,020	46,510	2,510	5.1%
Plumas Co.	62	7,660	6,590	1,060	13.9%
Sierra Co.	50	1,300	1,180	130	9.9%
Siskiyou Co.	58	17,650	15,610	2,050	11.6%
Tehama Co.	40	24,830	22,820	2,010	8.1%
Trinity Co.	43	5,130	4,670	450	8.9%
Tuolumne Co.	35	21,550	19,960	1,580	7.3%

Notes

- 1) Data may not add due to rounding. The unemployment rate is calculated using unrounded data.
- 2) Labor force data for all geographic areas now reflect the March 2015 benchmark and Census 2010 population controls at the state level.

REPORT 400 W
 Monthly Labor Force Data For
 Local Workforce Development Areas
January 2016 - Preliminary
 Data Not Seasonally Adjusted

Area	LABOR FORCE	EMPLOYMENT	UNEMPLOYMENT	RATE
ALAMEDA COUNTY *	612,700	588,400	24,300	4.0%
ANAHEIM CITY	172,200	163,400	8,800	5.1%
CONTRA COSTA COUNTY *	495,900	473,800	22,200	4.5%
FOOTHILL CONSORTIUM *	157,000	149,700	7,400	4.7%
FRESNO COUNTY	442,300	395,600	46,800	10.6%
GOLDEN SIERRA CONSORTIUM *	268,300	255,100	13,200	4.9%
HUMBOLDT COUNTY	62,000	58,550	3,460	5.6%
IMPERIAL COUNTY	77,400	62,500	14,900	19.2%
KERN-INYO-MONO COUNTIES	413,600	370,200	43,400	10.5%
KINGS COUNTY	58,100	51,400	6,600	11.4%
LOS ANGELES CITY	1,987,100	1,861,700	125,400	6.3%
LOS ANGELES COUNTY *	1,832,200	1,724,400	107,700	5.9%
MADERA COUNTY	62,300	55,900	6,300	10.2%
MARIN COUNTY	142,100	137,500	4,600	3.2%
MENDOCINO COUNTY	39,700	37,230	2,480	6.2%
MERCED COUNTY	114,200	99,600	14,600	12.8%
MONTEREY COUNTY	213,100	189,400	23,800	11.2%
MOTHER LODE CONSORTIUM *	63,400	59,000	4,500	7.1%
N. CENTRAL COUNTIES CONSORTIUM *	96,400	84,800	11,600	12.0%
N. SANTA CLARA VALLEY (NOVA) CONSORTIUM *	321,900	311,800	10,200	3.2%
NAPA-LAKE CONSORTIUM *	102,400	96,600	5,800	5.6%
NORTEC CONSORTIUM *	306,400	282,600	23,800	7.8%
OAKLAND CITY	212,300	201,000	11,400	5.4%
ORANGE COUNTY *	1,262,700	1,214,900	47,900	3.8%
PACIFIC GATEWAY WIN *	333,200	313,600	19,600	5.9%
RICHMOND CITY	53,600	50,800	2,800	5.2%
RIVERSIDE COUNTY	1,041,400	979,700	61,800	5.9%
SACRAMENTO COUNTY	689,400	651,000	38,400	5.6%
SAN BENITO COUNTY	29,900	27,500	2,400	7.9%
SAN BERNARDINO CITY	84,900	78,800	6,200	7.3%
SAN BERNARDINO COUNTY *	847,600	800,800	46,800	5.5%
SAN DIEGO COUNTY	1,563,800	1,489,600	74,200	4.7%
SAN FRANCISCO CITY AND COUNTY	551,800	533,400	18,400	3.3%
SAN JOAQUIN COUNTY	317,000	288,700	28,400	8.9%
SAN JOSE/SILICON VALLEY *	702,700	674,200	28,400	4.0%
SAN LUIS/OBISPO COUNTY	142,200	135,900	6,300	4.4%
SAN MATEO COUNTY	444,700	431,100	13,600	3.1%
SANTA ANA CITY	161,500	154,000	7,500	4.6%
SANTA BARBARA COUNTY	218,100	205,600	12,500	5.7%
SANTA CRUZ COUNTY	141,900	129,100	12,800	9.0%
SOLANO COUNTY	207,600	195,700	11,900	5.7%
SONOMA COUNTY	259,300	248,200	11,100	4.3%
SOUTH BAY CONSORTIUM *	272,000	256,600	15,400	5.7%
SOUTHEAST L.A. COUNTY (SELACO) CONSORTIUM *	225,600	213,800	11,800	5.2%
STANISLAUS COUNTY	242,200	219,400	22,800	9.4%
TULARE COUNTY	204,100	179,100	25,000	12.3%
VENTURA COUNTY	427,300	404,500	22,700	5.3%
VERDUGO CONSORTIUM *	166,600	157,700	8,800	5.3%
YOLO COUNTY	104,100	97,100	7,000	6.7%

Notes:

- 1) Data may not add due to rounding. The unemployment rate is calculated using unrounded data.
- 2) Labor force data for all geographic areas now reflect the March 2015 annual revision and Census 2010 population controls at the state level.
- 3) Sub-County labor statistics area calculated using area to county ratios of employment and unemployment from the 2010 Census.
- 4) The Local Workforce Investment Areas configuration shown in this report reflect the boundaries as of July 1, 2008.
 The historical data can be tabulated for historical boundaries upon request.
 *The areas included in the LWIA consortium are:
 Alameda County - County less Oakland City
 Contra Costa County - County less Richmond City
 Foothill Consortium - Arcadia, Duarte, Monrovia, Pasadena, Sierra Madre, and South Pasadena Cities
 Golden Sierra Consortium - Alpine, El Dorado, and Placer Counties

 Los Angeles County - County less Los Angeles City, and the Foothill, Pacific Gateway WIN, South Bay, SELACO, and Verdugo Consortiums
 Mother Lode Consortium - Amador, Calaveras, Mariposa, and Tuolumne Counties
 Napa-Lake Consortium - Napa and Lake Counties
 NoRTEC Consortium - Butte, Del Norte, Lassen, Modoc, Nevada, Plumas, Shasta, Sierra, Siskiyou, Tehama, and Trinity Counties
 North Central Counties Consortium - Colusa, Glenn, Sutter, and Yuba Counties

 North Santa Clara Valley (NOVA) Consortium - Cupertino, Los Altos, Milpitas, Mountain View, Palo Alto, Santa Clara, and Sunnyvale Cities
 Orange County - County less Anaheim and Santa Ana Cities
 Pacific Gateway WIN - Lomita, Long Beach, Signal Hill, and Torrance Cities
 San Bernardino County - County less San Bernardino City
 San Jose/Silicon Valley - Santa Clara County less North Santa Clara Valley (NOVA) Consortium
 South Bay Consortium - Carson, El Segundo, Gardena, Hawthorne, Hermosa Beach, Inglewood, Lawndale, Manhattan Beach, and Redondo Beach Cities

 Southeast L.A. County (SELACO) Consortium - Artesia, Bellflower, Cerritos, Downey, Hawaiian Gardens, Lakewood, and Norwalk Cities
 Verdugo Consortium - Burbank, Glendale, and La Canada-Flintridge Cities

ITEM IV-E - INFORMATION

COMMITTEE UPDATES

BACKGROUND:

This item provides an opportunity for a report from the following committees:

- Youth Committee – Matt Kelly
- Planning/Oversight Committee – Anette Smith-Dohring
- Employer Outreach Committee – Larry Booth
- Board Development Committee – Terry Wills

ITEM V - OTHER REPORTS

1. CHAIR'S REPORT

The Chair of the Sacramento Works, Inc. Board, on a regular basis, receives numerous items of information concerning employment and training legislation, current programs, agency activities, and miscellaneous articles.

The important information from the material received and meetings attended will be shared with the entire Board and the method proposed by the Chair is to give a verbal report at each regular meeting. It will also allow time for the Board to provide input on items that may require future action.

2. MEMBERS OF THE BOARD

This item provides the opportunity for Workforce Investment Board members to raise any items for consideration not covered under the formal agenda. It also provides the opportunity for Board members to request staff to research or follow up on specific requests or to ask that certain items be placed on the next agenda.

3. COUNSEL REPORT:

The Sacramento Works, Inc. Legal Counsel is the firm of Phillip M. Cunningham, Attorney at Law. This item provides the opportunity for Legal Counsel to provide the Sacramento Works, Inc. Board with an oral or written report on legal activities

4. PUBLIC PARTICIPATION:

Participation of the general public at Sacramento Works, Inc. Board meetings is encouraged. The Sacramento Works, Inc. Board has decided to incorporate participants of the audience as part of its agenda for all meetings. Members of the audience are asked to address their requests to the Chair, if they wish to speak.