

## WIB BOARD MEMBERS

**LARRY BOOTH**  
Frank M. Booth, Inc.

**BRIAN BROADWAY**  
Sacramento Job Corps

**BILL CAMP – Second Vice Chair**  
Sacramento Central Labor Council

**PAUL CASTRO**  
California Human Development Corporation

**N. LISA CLAWSON**  
Blood Source, Inc.

**LYNN R. CONNER – Vice Chair**  
Parasec

**MICHAEL DOURGARIAN**  
MDDV, Inc.

**DIANE FERRARI**  
Employment Development Department

**TROY GIVANS**  
County of Sacramento, Economic  
Development

**DAVID W. GORDON**  
Sacramento County Office of Education

**JASON HANSON**  
Sierra Pacific Home and Comfort, Inc.

**LISA HARR**  
Vision Service Plan

**BARBARA HAYES**  
Sacramento Area Commerce & Trade  
Organization

**THOMAS P. KANDRIS**  
Package One

**MATTHEW KELLY**  
Northern California Construction Training

**GARY R. KING – Secretary/Treasurer**  
SMUD

**DANIEL KOEN**  
California Teachers Association

**KATHY KOSSICK**  
Sacramento Employment & Training Agency

**STEVEN M. LADD, Ed.D**  
Elk Grove Unified School District

**FRANK A. LOUIE**  
Xerox Corporation

**SUSAN MANSFIELD**  
A. Teichert & Son, Inc.

**ELIZABETH MCCLATCHY**  
The Safety Center, Inc.

**DENNIS MORIN**  
Sacramento Area Electrical Training Center

**ROGER NIELLO**  
Sacramento Metropolitan Chamber of  
Commerce

**JAY ONASCH**  
California Department of Rehabilitation

**KIM PARKER - Chair**  
California Employers Association

**MARTHA PENRY**  
California School Employees Association

**DEBORAH PORTELA**  
Casa Coloma Health Care Center

**MAURICE READ**  
Sacramento Sierra Building & Construction  
Trades Council

**LORENDA T. SANCHEZ**  
California Indian Manpower Consortium

**ANETTE SMITH-DOHRING**  
Sutter Health – Sacramento Sierra Region

**MICHAEL R. TESTA**  
Sacramento Convention & Visitors Bureau

**DR. DEBORAH J. TRAVIS**  
Cosumnes River College

**DALE WALDSCHMITT**  
Pacific Coast Companies, Inc.

**TERRY A. WILLS, ESQ.**  
Cook Brown, LLP

**RICK WYLIE**  
Beutler Corporation

**DAVID P. YOUNGER**  
Lionakis Beaumont Design Group



SACRAMENTOWORKS

## REGULAR MEETING OF THE SACRAMENTO WORKS, INC. BOARD

**DATE:** Wednesday, July 23, 2014

**TIME:** 8:00 a.m.

**LOCATION:** SETA Board Room  
925 Del Paso Blvd.  
Sacramento, California 95815

While the Sacramento Works, Inc. Board welcomes and encourages participation in the Sacramento Works, Inc. meetings, it would be appreciated if you would limit your comments to five minutes so that everyone may be heard. Matters under the jurisdiction of the Sacramento Works, Inc. Board and not on the posted agenda may be addressed by the general public following completion of the regular agenda. The Sacramento Works, Inc. Board limits testimony on matters not on the agenda to five minutes per person and not more than fifteen minutes for a particular subject. Meeting facilities are accessible to persons with disabilities. Requests for Assisted Listening Devices or other considerations should be made through the Clerk's office at (916) 263-3827. This document and other Board meeting information may be accessed through the Internet by accessing the SETA home page: [www.seta.net](http://www.seta.net).

## AGENDA

### PAGE NUMBER

### I. Call to Order/Roll Call

→ Introduction of New Board Members: **Dr. Jenni Murphy**, California State University, Sacramento, **Ms. Joycelynn Brown**, Sacramento Veterans Resources Center, and **Ms. Ann Edwards**, Director, County of Sacramento, Department of Human Assistance

→ Member Spotlight: **Dave Gordon**, Sacramento County Office of Education

→ Go Biz Presentation: **Jason Rancadore**, Assistant Deputy Director Governor's Office of Business and Economic Development (GO-Biz)

### II. Consent Item (2 minutes)

A. Approval of Minutes of the May 28, 2014 Meeting 2-7

**III. Discussion/Action Items (20 Minutes)**

- |    |  |      |
|----|--|------|
| A. | Approval of Fiscal Year 2014-2015 Employer Outreach Budget (Terri Carpenter) | 8    |
| B. | Summary of Workforce Investment Opportunity Act (Robin Purdy)                | 9-11 |

**IV. Information Items (15 Minutes)**

- |    |  |       |
|----|--|-------|
| A. | Update on Eligible Training Provider List (Robin Purdy)                                    | 12-15 |
| B. | Review of 2013-14 Workforce investment Act Reports (Ralph Giddings)                        | 16    |
| C. | Status Update on the Priority Apprenticeship Program (William Walker)                      | 17-18 |
| D. | Dislocated Worker Report (William Walker)  | 19-21 |
| E. | Employer Recruitment Activity Report (William Walker)                                      | 22-31 |
| F. | Unemployment Update/Press Release from the Employment Development Department (Robin Purdy) | 32-44 |
| G. | Committee Updates  | 45    |
| ✓  | Youth Council (Matt Kelly)   |       |
| ✓  | Planning/Oversight Committee (Lynn Conner)   |       |
| ✓  | Employer Outreach Committee (Larry Booth)  |       |
| ✓  | Board Development Committee (Terry Wills)  |       |

**V. Other Reports 46**

1. Chair
2. Members of the Board
3. Counsel
4. Public Participation

**VI. Adjournment**

**DISTRIBUTION DATE: WEDNESDAY, JULY 16, 2014**

# Sacramento Works, Inc. Local Workforce Investment Board Strategic Plan

Sacramento Works, Inc., the local Workforce Investment Board for Sacramento County, is a 41-member board charged with providing policy, planning and oversight for local workforce development initiatives.

## **Vision:**

Building a dynamic workforce for the Sacramento Region.

## **Mission:**

Sacramento Works partners with the workforce community to serve regional employment needs.

## **Goals:**

### **Goal 1 (Planning/Oversight Committee):**

Prepare customers for viable employment opportunities and career pathways in the region by improving the one stop career center system.

### **Goal 2 (Employer Outreach Committee):**

Support regional employers' efforts to hire, train, and transition employees by enhancing and communicating the availability and value of Sacramento Works' employer and business services.

### **Goal 3 (Youth Council):**

Prepare youth to thrive and succeed in the regional workforce by providing relevant work readiness and employment programs and engaging regional employers and academia.

*(Adopted 5/25/11)*

ITEM II-A – CONSENT

APPROVAL OF MINUTES OF THE MAY 28, 2014 MEETING

BACKGROUND:

Attached are the minutes of the May 28, 2014 meeting for review.

RECOMMENDATION:

That your Board review, modify if necessary, and approve the attached minutes.

## **REGULAR MEETING OF THE SACRAMENTO WORKS, INC. BOARD**

### Minutes/Synopsis

SETA Board Room  
925 Del Paso Blvd.  
Sacramento, California

Wednesday, May 28, 2014  
8:00 a.m.

I. **Call to Order/Roll Call:** Ms. Lynn Conner called the meeting to order at 8:02 a.m.

➔ Introduction of New Members:

Two new Private Business sector board members were introduced; Lisa Clawson, Blood Source, Inc., and Dale Waldschmitt, Pacific Coast Companies, Inc.

Ms. Clawson and Mr. Waldschmitt provided a brief overview of their positions and their interest in serving on the board.

**Members Present:** Larry Booth, Brian Broadway, Lisa Clawson, Mike Dourgarian, Diane Ferrari, Troy Givans, David Gordon, Tom Kandris, Gary King, Daniel Koen, Kathy Kossick, Steven Ladd, Frank Louie, Susan Mansfield, Dennis Morin, Jay Onasch, Deborah Portela, Anette Smith-Dohring, Deborah Travis, Dale Waldschmitt, Terry Wills, Rick Wylie, David Younger, Lynn Conner

**Members Absent:** Bill Camp, Paul Castro, Jason Hanson, Barbara Hayes, Lisa Harr, Thomas Kandris, Matt Kelly, JoAnne Mahaney-Buehler, Roger Niello, Elizabeth McClatchy, Kim Parker, Martha Penry, Maurice Read, Lorenda Sanchez, Mike Testa.

➔ **Member Spotlight:** Lynn Conner spoke about Parasec, her document research company and Hialeah Terrace, the second company she and her husband opened to care for dementia patients.

II. **Consent Item**

A. Approval of Minutes of the March 26, 2014 Meeting

There were no questions or corrections.

Moved/Booth, second/Morin, to approve the March 26, 2014 minutes.

Roll Call Vote:

Aye: 22 (Booth, Broadway, Clawson, Dourgarian, Ferrari, Givans, Gordon, King, Kossick, Ladd, Louie, Mansfield, Morin, Onasch, Portela, Smith-Dohring, Travis, Waldschmitt, Wills, Wylie, Younger, Conner)

Nay: 0

Abstentions: 0

**III. Discussion/Action Items**

**A. Approval of Funding Extension Recommendations for the Workforce Investment Act (WIA), Title I, Youth Program, for Program Year 2014-2015**

Mr. Phil Cunningham announced that any board member employed by, on the board of directors or has a spouse or immediate family member of any organization being recommended for funding needs to recuse themselves from speaking on/voting on this item.

Mr. Koen arrived at 8:14 a.m.

Dr. Ladd declared his conflict of interest and left the room during the discussion and vote.

Ms. Welsch reviewed the funding recommendations being brought forward from the Youth Council. Funding for the youth program includes:

Individualized services	\$2,185,478
Universal Services	522,650
Youth Council Initiatives	45,000
<b>Total</b>	<b><u>\$2,753,128</u></b>

Ms. Welsch reviewed the services provided at the Job Centers. Youth Advocates will be located only at the Job Centers, not the Career Centers.

Ms. Portela stated that the Youth Council made it clear to CMIC that they need to perform or their funding would be cut off. The Youth Council is confident with the funding recommendation.

Mr. Dourgarian asked if any research of youth that have gone through intensive programs vs. kids that did not receive services. Ms. Welsch stated that SETA participated in the Gold Standard study but she is not sure about the youth program specifically. It is known anecdotally that the kids in the programs do well but there is no data on a side-by-side basis.

Mr. Younger commended SETA staff for the tracking of the vendor services and the support; the staff does a great job to ensure the vendors reach their performance goals.

Moved/Morin, second/Dourgarian, to approve the Youth Council's funding extension recommendation for the WIA, Title I, Youth Program, PY 2014-2015 with the program year beginning July 1, 2014. In addition, approve with the stipulation that all funding recommendations are subject to satisfactory year-end program performance reviews. Subgrantees that do not meet performance goals

and benchmarks will be evaluated in fall 2014 and may face deobligation of funds.

Roll Call Vote:

Aye: 22 (Booth, Broadway, Clawson, Dourgarian, Ferrari, Givans, Gordon, King, Koen, Kossick, Louie, Mansfield, Morin, Onasch, Portela, Smith-Dohring, Travis, Waldschmitt, Wills, Wylie, Younger, Conner)

Nay: 0

Abstentions: 0

Dr. Ladd returned to the room at 8:38 a.m.

Ms. Purdy announced Ms. Welsch's retirement; over her 20 years with the Agency, Ms. Welsch has brought in over \$40 million in grants over the years. She was also instrumental in the development of the career center system.

Mr. Kandris arrived at 8:41 a.m.

B. Approval of the Workforce Investment Act (WIA) Sacramento Works Resource Allocation Plan for 2014-15

Ms. Purdy stated that the Planning/Oversight Committee reviewed this item; there is an anticipated decrease in the final allocation of \$11,790,905. The Resource Allocation Plan is the board's determination of how the funds are spent. Ms. Purdy reviewed the breakdown of the funding. There was discussion of increasing the amount going into board initiative to do more outreach to employers.

Moved/Portela, second/Dourgarian, to approve the Sacramento Works, Inc. Resource Allocation Plan for 2014-15.

Aye: 23 (Booth, Broadway, Clawson, Conner, Dourgarian, Ferrari, Givans, Gordon, Kandris, King, Koen, Kossick, Louie, Mansfield, Morin, Onasch, Portela, Smith-Dohring, Travis, Waldschmitt, Wills, Wylie, Younger)

Nay: 0

Abstentions: 0

**IV. Information Items**

A. Update on Implementation of Workforce Investment Act Eligible Training Provider List Policy Directive: Ms. Purdy stated that this is informational at this point. The state has given new directives regarding organizations that can be on the local eligible provider training list. The providers must be eligible for the state list and SETA can then contract with them locally. They have to have a 70% entered employment rate. So far 14 vendors have been removed from the list because they do not fit the eligibility criteria; this could potentially reduce the options available to customers. The downside is that there are some schools that focus

on a population that has a lot of barriers to employment. Staff is working with the state WIB to figure out if there is a way for a vendor to get back on the list if they can resolve their issues. The Issues Committee of the California WIB is dealing with this issue. A full list of the vendors will be provided at the next meeting.

- B. Update on Slingshot Convening: The Planning/Oversight Committee is working with Valley Vision to organize the Slingshot convenings which will come up ideas on how to change the system and reward people that think outside of the box. Valley Vision has convened three opportunity meetings. The three local WIBs (Golden Sierra, Yolo, and NCCT) have been invited to participate in one of the three convenings to be held May 29, June 3, and June 10. This may be an opportunity to pull a million dollars into the Agency if our proposal is funded. The proposal will be brought to the WIB board for approval.
- C. Update on Efforts to Reauthorize the Workforce Investment Act: Ms. Purdy reported that the National Association of Workforce Boards indicated that there may be some movement on this; the two-page summary was reviewed. Ms. Purdy stated that staff will either hear nothing or much more on the issue.
- D. Update on Creating a Workforce Pipeline for the Sacramento Downtown Entertainment and Sports Complex: Mr. William Walker the Community Workforce Pipeline is the official name of the group. It appears that most of the issues have been resolved so demolition will begin next month. The group has worked with several organizations and 190 people are currently in pre-apprenticeship training. Mr. Walker thanked the Sacramento Job Corps for their assistance in this effort as well as Ms. Welsch and Ms. Purdy for their assistance. The people coming out of this program will make around \$21.00 per hour.
- E. Update on Pending Grants: This report gives the board an idea of the kinds of discretionary grants in the works.
- F. Dislocated Worker Report: Mr. Walker reported that employment is going up and dislocations are decreasing.
- G. Employer Recruitment Activity Report: Mr. Walker reported that Volt has been very active in the career centers.
- H. Unemployment Update/Press Release from the Employment Development Department: This information is provided by Labor Market Division of EDD tracking unemployment in the region.
- I. Committee Updates
  - Youth Council: Mr. Morin stated that the Youth Council met last week; he thanked the board for the approval of the youth funding recommendations.



- Planning/Oversight Committee: Ms. Conner reported that the committee is focusing on the slingshot convenings and looking forward to seeing what comes out.
- Employer Outreach Committee: Mr. Booth stated that the EOC's focus this year is each member of the committee will sponsor a presentation to a group. Ms. Carpenter and Mr. Walker can assist to explain what SETA does and how it helps employers. Mr. Booth extended an invitation to the new board members to consider joining the committee.
- Board Development Committee: No report.

**V. Other Reports**

1. Chair: No report.
2. Members of the Board: Ms. Kossick reminded the board of the September 17 mini-retreat. Ms. Kossick also announced that she has tickets to attend the SACTO event Thursday, June 19 at Del Paso Country Club; an e-mail will be sent on this.

Mr. Waldschmitt spoke of the passionate staff he encountered when he visited a job center.

3. Counsel: None.
4. Public Participation: Ms. Lori Steele with the U.S. Department of Labor, Office of Apprenticeship, was introduced.

**VI. Adjournment: The meeting was adjourned at 9:06 a.m.**

ITEM III-A - ACTION

APPROVAL OF FISCAL YEAR 2014-2015 EMPLOYER OUTREACH BUDGET

BACKGROUND:

In May, 2014 Sacramento Works, Inc. approved the Workforce Investment Act/CalWORKS Resource Allocation Plan for FY 2014-2015 which included \$174,792 for Board Initiatives. Funds approved for Sacramento Works, Inc. Board Initiatives included employer outreach. Staff is recommending allocating \$133,000 for employer outreach activities. Upon approval of the proposed budget, the Employer Outreach Committee will approve funding for the specific events and employer outreach activities for FY 2014-2015.

The FY 2014-2015 Employer Outreach Budget showing expenditures by activity is included for review.

<b>Employer Outreach Budget FY 2014-2015</b>	
<b>Proposed Activity</b>	<b>Proposed Budget</b>
Event Sponsorships	\$22,000
Job Fair/Business Events	\$10,000
Print Advertising	\$15,000
Broadcast Advertising	\$50,000
Marketing-Graphic Design-Advertising Services	\$36,000
<b>TOTAL BUDGET</b>	<b>\$133,000</b>

RECOMMENDATION:

Approve the allocation of \$133,000 of Board Initiative funds to the Employer Outreach Budget for FY 2014-2015.

STAFF PRESENTER: Terri Carpenter

## ITEM III-B – DISCUSSION/ACTION

### SUMMARY OF WORKFORCE INNOVATION AND OPPORTUNITY ACT

#### BACKGROUND:

The Workforce Innovation and Opportunity Act (WIOA), legislation to update and reauthorize the *Workforce Investment Act*, was approved July 9, 2014 by a vote of 415 to 6 by the House of Representatives after being approved by the Senate last month by a vote of 95 to 3. WIOA modernizes and improves existing federal workforce development programs, helps workers attain skills for 21st century jobs, provides supports to people with disabilities to enter and remain in competitive, integrated job settings, and fosters the modern workforce that evolving American businesses rely on to compete.

WIOA represents a compromise between the *SKILLS Act* (H.R. 803), which passed the House of Representatives in March of 2013 with bipartisan support, and the *Workforce Investment Act of 2013* (S. 1356), which passed the Senate Health, Education, Labor, and Pensions (HELP) Committee with a bipartisan vote of 18-3 in July of 2013.

WIOA creates a streamlined Workforce Development system by:

- Eliminating 15 programs; 14 within WIA and one higher education program.
- Applying one set of accountability metrics to every federal workforce program under the Act.
- Requiring states to produce one strategic plan describing how they will provide training, employment services, adult education and vocational rehabilitation through a coordinated, comprehensive system.
- Reducing the number of required members on state and local workforce boards.
- Strengthening alignment between local workforce areas and labor markets and economic development regions.
- Aligning workforce development programs with economic development and education initiatives.
- Strengthening evaluation and data reporting requirements.
- Specifies authorized appropriation levels for each of the fiscal years 2015-2020.
- Adds a minimum and maximum funding level to the dislocated worker formula beginning in fiscal year 2016 to reduce volatility.

WIOA changes workforce services offered through the America's Job Center system by:

- Eliminating the "sequence of services" and merging "core and intensive activities" into a combined "career services."

STAFF PRESENTER: Robin Purdy

## ITEM III-B – DISCUSSION/ACTION (continued)

Page 2

- Emphasizing access to real-world training opportunities through:
  - Increasing the ability to use on-the-job training (*reimbursement rates up to 75 percent for eligible employers*), incumbent worker training (*may use up to 20 percent of local funds*), and customized training;
  - New opportunities to utilize prior learning assessments;
  - Pay-for-performance training contracts for adults and youth (*local boards may use up to 10 percent of funds*); and
  - Requirements for implementation of industry or sector partnerships and career pathway strategies.
- Ensuring individuals with disabilities have the skills necessary to be successful in businesses that provide competitive, integrated employment.

WIOA improves outreach to disconnected youth by:

- Requiring 75 percent of youth funding to support out-of-school youth, of which 20 percent is prioritized for work-based activities.
- Focusing youth program services on out-of-school youth, high school dropout recovery efforts, and attainment of recognized postsecondary credentials.
- Providing youth with disabilities the services and support they need to be successful in competitive, integrated employment.

WIOA makes changes to the Job Corps by allowing the U.S. Department of Labor to provide technical assistance to Job Corps operators and centers to improve operations and outcomes, collecting more data on Job Corps operations and financial management to better inform Congress and the public about the program, and by improving the procurement process for center operators to support high-quality services by:

- Collecting information on key factors indicating the ability of an applicant to operate a center;
- Providing the operator of a high-performing center the opportunity to compete for contract renewal; and
- Placing limits on the ability of an operator of a chronically low-performing center to compete for a contract renewal, or to continue to operate that center.

WIOA changes to Adult Education by:

- Strengthening the connection between adult education, postsecondary education, and the workforce.

STAFF PRESENTER: Robin Purdy

ITEM III-B – DISCUSSION/ACTION (continued)

Page 3

- Improving services to English language learners.
- Requiring evaluations and additional research on adult education activities.

WIOA changes State Vocational Rehabilitation Services by:

- Setting high expectations for individuals with disabilities with respect to employment.
- Providing youth with disabilities the services and supports necessary to be successful in competitive, integrated employment.

STAFF PRESENTER: Robin Purdy

## ITEM IV-A - INFORMATION

### UPDATE ON ELIGIBLE TRAINING PROVIDER LIST

#### BACKGROUND:

Each year in the Resource Allocation Plan, Sacramento Works, Inc. establishes funds to be used to provide training in critical occupational clusters in the region. Training is provided through the Sacramento Works Training Centers, On-the-job-training providers and scholarships approved through the Sacramento Works Job Centers. Scholarships are provided to schools that are listed on the California Eligible Training Provider List (ETPL). Training providers are nominated to the list by local Workforce Investment Boards after receiving certification through the Bureau of Private Postsecondary Education, the Division of Apprenticeship Standards, or if they are certified as an institution of higher education. Early this year, the California Workforce Investment Board added a requirement that private post-secondary education providers must have an entered employment rate of 70% or greater to remain on the list.

SETA staff has been working with the local training providers on the ETPL to implement the new performance standards. Implementing the performance requirements has reduced the number of schools listed in the Sacramento region from 67 schools last year to 47 schools. Of the 47 remaining, 16 are on hold due to lack of insurance documents or performance information. Overall, 108 courses have been removed from the ETPL from 27 schools in the Sacramento region, primarily because they were not meeting the 70% entered employment rate performance measure. An updated list of the schools currently on the ETPL is attached.

STAFF PRESENTER: Robin Purdy

## Sacramento Works, Inc. Local Training Provider List (LTPL)

AcademyX	180 Promenade Circle, Suite 110 Sacramento, CA 95834
American River College	4700 College Oak Drive Sacramento, CA 95841
Asher College	1215 Howe Avenue, Suite 101 Sacramento, CA 95825
California Barbering & Cosmetology Apprenticeship Learning Center, Inc.	6130 Freeport Blvd., #102 Sacramento, CA 95822
California Employers Association	1451 River Park Drive #121 Sacramento, CA 95815
California Human Development Corp. (CHDC)	150 Camelia Way Galt, CA 95632
California Security Training Academy	6130 Freeport Blvd., #202 Sacramento, CA 95822
Center for Employment Training	8376 Fruitridge Road Sacramento, CA 95828
Citrus Heights Beauty College	7518 Baird Way Citrus Heights, CA 95610
Commercial Drivers Learning Center	1787 Tribute Road, Suite L Sacramento, CA 95815
Curam College of Nursing	6520 44th Street, Suite 312 Sacramento, CA 95823
Elk Grove Adult & Community Education	8401-A Gerber Road Sacramento, CA 95828
Fair Oaks Massage Institute	9833 Fair Oaks Blvd, Suite C-1 Fair Oaks, CA 95628
Folsom Cordova Adult School	10850 Gadsten Way Rancho Cordova, CA 95670
Greater Sacramento Urban League	3725 Marysville Blvd. Sacramento, CA 95838
Intercoast Colleges - Elk Grove	9355 East Stockton Blvd., Suite 100 Elk Grove, CA 95624
Intercoast Colleges - Roseville	1200 Melody Lane, Suite 100 Roseville, CA 95878

Revised 7-10-14

Kaplan College	4330 Watt Avenue, Suite 400 Sacramento, CA 95821
Mixed Inc.	5950 Florin Road, Suite 102 Sacramento, CA 95823
MTI College	5221 Madison Avenue Sacramento, CA 95841
National Holistic Institute	1610 Arden Way, Suite 110 Sacramento, CA 95815
New Horizons CLC of Sacramento	1750 Creekside Oaks Drive, Suite 150 Sacramento, CA 95833
OSC Computer Training - Sacramento	9700 Business Park Drive, Suite 206 Sacramento, CA 95827
Sacramento Area Electrical Training Center	2836 El Centro Road Sacramento, CA 95833
Sacramento City USD-Charles A. Jones Skills & Business Education Center	5451 Lemon Hill Avenue Sacramento, CA 95824
Sacramento State-College of Continuing Education	3000 State University Drive East Sacramento, CA 95819
Stride Center, The	4207 Norwood Avenue Sacramento, CA 95838
Truck Driving Academy	5711 Florin-Perkins Road Sacramento, CA 95824
Western Electrical Contractors Association (WECA)	3695 Bleckely Street Rancho Cordova, CA 95655
Western Pacific Truck School	8720 Fruitridge Road Sacramento, CA 95826
Western Truck School	4519 West Capitol Avenue West Sacramento, CA 95691

### **LTPL Providers currently on HOLD**

Anthem College	9738 Lincoln Village Drive Sacramento, CA 95827
Bryan College	2317 Gold Meadow Way Gold River, CA 95670
Cosumnes River College (CRC)	8401 Center Parkway Sacramento, CA 95823

Revised 7-10-14



Folsom Lake College (FLC)	10 College Parkway Folsom, CA 95630
Galt Adult School	150 Camellia Way Galt, CA 95632
Gurnick Academy of Medical Arts	4712 Stoddard Rd., #200 Modesto, CA 95356
Healing Arts Institute	8421 Auburn Blvd., Suite 160 Citrus Heights, CA 95610
Hoss Lee Academy Inc. (formerly Career Beauty Academy)	200 Whyte Avenue Roseville, CA 95661
Medical Career College of Northern California	7475 Kanai Avenue Citrus Heights, CA 95621
Northern California Teamsters Apprenticeship	14738 Cantova Way Rancho Murieta, CA 95683
Rudolf Steiner College	9200 Fair Oaks Boulevard Sacramento, CA 95628
Sacramento City College (SCC)	3835 Freeport Blvd. Sacramento, CA 95822
Sacramento Ultrasound Institute	2233 Watt Avenue, Suite 150 Sacramento, CA 95825
San Joaquin Valley College	11050 Olson Drive, Suite 210 Rancho Cordova, CA 95670
San Juan Adult School - Sunrise	7322 Sunrise Blvd Citrus Heights, CA 95610
Universal Technical Institute of Northern California	4100 Duckhorn Drive Sacramento, CA 95834

ITEM IV-B - INFORMATION

REVIEW OF 2013-14 WORKFORCE INVESTMENT ACT REPORTS

BACKGROUND:

Staff will review the Workforce Investment Act program results for the period July 1, 2013 - June 30, 2014. The results will be sent under separate cover.

STAFF PRESENTER: Ralph Giddings

ITEM IV-C INFORMATION

STATUS UPDATE ON THE PRIORITY APPRENTICESHIP PROGRAM

BACKGROUND:

Attached is a summary of the progress made on the efforts to enroll local residents into the Priority Apprenticeship Program for the Sacramento Entertainment and Sports Center. Staff will be available to answer questions.

STAFF PRESENTER: William Walker



#

**815**  
Days until Opening Night!

**KEY DATES**

- NBA Draft (June 26)
- Subcontractor Outreach Meeting (July 9)
- Start demolition (late July)
- Prime-Sub Matchmaking Event - Contractors (August 5)

PIPELINE TRACKER	Total	# Meeting Priority Criteria
Total Inquiries	2,563	
Total Callbacks	2,547	
Total Eligible	678	176
Total Referred to Pre-Construction Program	285	144
Total Pre-Construction Participants	*120	111
Total Apprentices	148	n/a
<b>Total # Employed on ESC Site</b>		
<b>MINIMUM TARGET</b>	<b>70</b>	<b>20</b>

\*All Pre-Apprentice Program classes are full.

ITEM IV-D – INFORMATION  
DISLOCATED WORKER REPORT

BACKGROUND:

The most current dislocated worker update is attached; staff will be available to answer questions.

STAFF PRESENTER: William Walker

## Dislocated Worker Information PY 2013/2014

The following is an update of information as of June 30, 2014 on the Worker Adjustment and Training Notification (WARN) notices and Non WARN notifications in Sacramento County.

	MONTH RECEIVE NOTICE	COMPANY AND ADDRESS	WARN STATUS	# OF AFFECTED WORKERS	SETA'S INTERVENTION
Official	7/1/2013	<b>AT&amp;T</b> 7405 Greenhaven Drive Sacramento, CA 95831	9/1/2013	97	8/26/2013
Official	7/9/2013	<b>Point Walker, Inc. dba Lucky Derby Casino</b> 7433 Greenback Lane Citrus Heights, CA 95610	7/29/2013	113	7/25/2013
Unofficial	8/5/2013	<b>Orchard Supply Hardware</b> 6124 San Juan Ave. Citrus Heights, CA 95610	8/31/2013	48	8/11/2013
Unofficial	8/9/2013	<b>Sears</b> 1200 Blumfeld Dr. Sacramento, CA 95815	8/30/2013	20	8/21/2013
Unofficial	9/6/2013	<b>Fresh &amp; Easy</b> 2540 Watt Ave. Sacramento, CA 95821	9/6/2013	72	9/16 - 19/2013
Official	9/6/2013	<b>Bimbo Bakery</b> 7125 Governors Cir. Sacramento, CA 95823	9/6/2013	100	9/24/2013
Unofficial	10/1/2013	<b>Cenveo</b> 9950 Mills Station Rd. Sacramento, CA 95827	12/30/2013	46	11/5/2013
Unofficial	10/1/2013	<b>Sutter Health</b> 2600 L Street Sacramento, CA 95816	12/2/2013	135	11/20/2013 12/2/13
Unofficial	10/9/2013	<b>Kmart</b> 2344 Sunrise Blvd. Rancho Cordova, CA 95670	12/30/2013	97	11/21/2013
Unofficial	10/24/2013	<b>Bank of America</b> Rancho Cordova, CA 95670	11/29/2013	110	Declined Services
Official	10/25/2013	<b>RAS Medical Group</b> 500 University Avenue Ste. #200 Sacramento, CA 95825	12/31/2013	56	Declined Services
Official	1/9/2014	<b>BCI Coca-Cola Bottling Company</b> 4101 Gateway Park Blvd, Sacramento, CA 95834	3/7/2014	49	2/25/2014 3/4/14
Official	1/30/2014	<b>LexisNexis</b> 3831 North Freeway Blvd. Ste. 200 Sacramento, CA 95834	3/31/2014	65	3/19/2014
Official	1/30/2014	<b>Aerojet Rocketdyne</b> 2001 Aerojet Rd. Rancho Cordova, CA 95670	3/31/2014	61	3/27/2014
Official	2/12/2014	<b>Servicelink</b> 5039 Dudley Blvd. McClellan, CA 95652	4/13/2014	97	Delivered Packets
Official	3/4/2014	<b>Folsom CJD, LLC</b> 12545 Folsom Blvd. Folsom, CA 95630	5/4/2014	95	No Job Loss
Official	3/6/2014	<b>The Fresh Market, Inc.</b> 2339 Fair Oaks Blvd. Sacramento, CA 95825	5/6/2014	62	3/13/14 3/14/14
Official	3/18/2014	<b>Sprint Customer Service Center</b> 3068 Kilgore Rd. Rancho Cordova, CA 95670	5/17/2014	245	Declined Services

## Dislocated Worker Information PY 2013/2014

The following is an update of information as of June 30, 2014 on the Worker Adjustment and Training Notification (WARN) notices and Non WARN notifications in Sacramento County.

	MONTH RECEIVE NOTICE	COMPANY AND ADDRESS	WARN STATUS	# OF AFFECTED WORKERS	SETA'S INTERVENTION
Unofficial	3/26/2014	<b>ABM</b> 7120 East Parkway Sacramento, CA 95823	6/30/2014	40	4/17/2014
Official	6/6/2014	<b>North Sacramento CJD, LLC</b> 3610 Fulton Blvd. Sacramento, CA 95821	8/3/2014	66	No Job Loss
			<b>Total # of Affected Workers</b>	1,674	

ITEM IV-E – INFORMATION

EMPLOYER RECRUITMENT ACTIVITY REPORT

BACKGROUND:

Staff at Sacramento Works Career Centers and internal Employer Services staff work with local employers to recruit qualified employees. The most current update is attached.

Mr. William Walker will be available to answer questions.

STAFF PRESENTER: William Walker



Employer Activity Report  
July 1, 2013 - June 30, 2014

EMPLOYER	CRITICAL CLUSTERS	JOBS	NO OF POSITIONS
<b>Critical Occupational Clusters Key: 1=Administrative &amp; Support Services; 2=Architecture &amp; Engineering; 3=Construction; 4=Healthcare &amp; Supportive Service; 5=Human Services; 6=Information Technology; 7= Installation, Maintenance &amp; Repair; 8=Tourism/Hospitality; 9=Transportation &amp; Production; 10=Non-Critical Occupations</b>			
AAA Northern Ca Nevada & Utah	1	Tow Truck Driver	10
Above All Consulting, Inc.	1	Administrative Assistant	1
Aceit! Tutoring Powered by Sylvan Learning	1	Math & Language Arts Teachers	10
Act On Software	1	Customer Success Representative	20
	1	Sales Development Representative	10
ADT Security	1	High Volume Residential Installer	2
	1	Small Business Security System Installer	2
Advanced Call Center Technologies	1	Bilingual Customer Service Representatives	5
	10	Director of Staffing and Employment	1
Afforda Test	1	Landscape Maintenance	2
Ali Cooper For City Council	10	Phone Banker/ Paid Political Canvasser	15
Alien Transport LLC	9	Class A Driver	6
Allied Custom Upholsterers	10	Furniture Upholsterer	1
AlSCO, Inc.	1	Account Sales Consultant ( ASC)	1
	1	General Office Clerk	1
	10	Load Builder/Assembler	1
	7	Maintenance Technician	1
	9	Route Relief/Utility RSR	1
	10	Soil Counter/Sorter	1
	8	Utility Laundry Worker	10
Allstate Insurance- Alain Ione SCU Office	1	Insurance Sales Representative	1
Allstate Insurance- Carmichael Office	1	Insurance Broker	1
Alternatives Unlimited	1	Enrollment Team Member	5
American Council of Engineering Companies	1	Office Assistant	1
American Exposition Services, Inc.	10	Exhibitor Services Representative	1
American River Natural History Association	1	Administrative Manager	1
Asian Resources, Inc.	1	Universal Youth Specialist	1
Aspect Glass Inc.	7	Glazier	2
Atlas Disposal Industries	7	Diesel Mechanic	1
Autobahn Performance Inc	7	Automotive Technician	2
Babe's Famous for Ribs	8	Cashier Host/Hostess	2
Bath Fitter Northern California	10	Canvasser	3
Beck's Furniture	10	Furniture Delivery Drivers & Helpers	6
benefitsCONNECT	1	Account Manager - Employee Benefits	1
	1	Client Transition Specialist	1
	10	Sales Representative for Benefits Administration	1
Bonney Plumbing, Heating, Air & Rooter Service	3	Plumbing Apprentice Trainee	2
Brewer Insurance Agency	1	Customer Service Representative	2
	10	Marketer	1
California Foundation for Independent Living	1	Program Coordinator - Digital Access	1
	6	Web Designer / Front-End Developer	1
California Association for Health Services at Home	1	Registration Assistant	1
California Association of School Business Officials	1	Bookkeeper	1
California Association of Winegrape Growers	1	Administrative Assistant	1
California Department of Fish & Wildlife	10	Fish and Wildlife Seasonal Aide	1
California Primary Care Association	1	Senior Administrative Assistant	1
California Prison Industry Authority	1	Custodian (CF)	10
	1	Custodian Supervisor II (CF)	10
	1	Custodian Supervisor III (Correctional Facility)	10
	1	Lead Custodian (Correctional Facility)	10
Capital Public Radio	1	Corporate Development Associate	1
Capitol City Management	1	Bookkeeper	1
CE Cabinet Installations	3	Cabinet Maker	
Center for Employment Training	1	Business Office Technology Instructor/Advisor	1
	1	Medical Assistant Instructor/Advisor	1
Cenveo	1	Adjuster	2
	1	Adjuster Trainee	2
	7	Machine Operator	1
Certified Employment Group	1	Customer Service Representative (CSR)	30
CES Premier Real Estate Services	1	Experienced Real Estate Agents	5
Child Action	5	Bi-lingual Case Manager (Vietnamese)	1
	1	Payment Clerk	1

Employer Activity Report  
July 1, 2013 - June 30, 2014

EMPLOYER	CRITICAL CLUSTERS	JOBS	NO OF POSITIONS
<b>Critical Occupational Clusters Key: 1=Administrative &amp; Support Services; 2=Architecture &amp; Engineering; 3=Construction; 4=Healthcare &amp; Supportive Service; 5=Human Services; 6=Information Technology; 7= Installation, Maintenance &amp; Repair; 8=Tourism/Hospitality; 9=Transportation &amp; Production; 10=Non-Critical Occupations</b>			
Child Care Careers	1	Assistant Teacher	20
	1	Teacher Aide	20
	1	Teacher	20
Ciche's Board and Care	4	Caregiver	2
City Barbering and Cosmetology Apprenticeship Committee	10	Secretary	1
City of Roseville	10	Meter Reader	1
City of Sacramento, Troops For Fitness	10	Fitness & Nutrition Instructor	7
Community Action Partnership of San Luis Obispo County, Inc.	1	Human Resources Director	1
Community Link Capital Region	1	Administrative Manager	1
	10	Chief Executive Officer (CEO)	
	10	Director, Finance & Administration	1
	10	Information and Referral Specialist	3
Convergence Marketing	10	Cosmetic Merchandiser	15
	10	Cosmetic Team Lead	3
CPC Logistics, Inc.	9	Class A Driver	10
Craig Cares	10	Caregiver/ Personal Attendant	10
Crocker Art Museum	1	Museum Store Manager	1
	1	Facility Use Manager	1
Crossroads Diversified Services	1	Adult Education Instructor	1
Crossroads Facility Services	1	Gardener CFS	1
	1	Gardener Lead	1
	1	Janitor/Custodian - Lincoln, CA	1
	1	Janitorial Supervisor - Sacramento Area	1
	1	Job Developer	1
	10	President/CEO	1
CVS Pharmacy	1	Assistant Store Manager	1
	1	Clerk/Cashier	8
	1	Pharmacy Technician Trainee / Pharmacy Service Associate	3
	1	Shift Supervisor Trainee	7
Daniel B. Dunleuy, M.D., Inc.	1	Receptionist	1
Developmental Disabilities Service Organization	1	Program Secretary	1
Diamond Bay Realty & Property	1	Payables Clerk	2
	1	Customer Service	10
	1	Leasing Coordinator	1
	1	Property Management Regional Manager	1
	1	Receptionist	1
Diamond Gold Vault	1	Office Assistant	1
Diamond Personnel Services	10	Political Phone Surveyor	10
	1	Spanish Bi-Lingual Outreach Members	10
Dickeys Barbecue	1	Cashier	20
	8	Food Service Counter Clerk	20
Direct Marketing Specialists (DMS)	1	Residential Account Executive	15
Dollar General Store	1	Assistant Store Manager	10
	1	Lead Sales Associate	10
	1	Sales Associate	10
	1	Store Manager	10
Donor Development Strategies	1	Grassroots Canvassing and Field Managers in Training	5
Dr. Pepper Snapple Group	1	Cashier	1
	9	Seasonal Night Warehouse Worker - Sacramento	5
DSV Inc.	9	Equipment Operator with Class A License	1
DuctTesters, Inc.	7	HERS II Rater	1
Dynamic Office & Acctg Sltns	10	Retail Greeters and Sales Representatives	4
Elica Health Center	9	Bus Driver / Event Outreach Assistant	1
	1	Community Relations Development Director	1
	1	Human Resources Director	1
	4	Medical Assistant	8
Elk Grove Food Bank Services	1	Administrative Assistant	1
Emed Technologies Corp	10	Telemarketer	2
Energuy	7	Permit Technician / HERS Rater Trainee	1
Eskaton Lodge Gold River	10	Activities Assistant	1
	4	Care Giver	1
	7	Maintenance Assistant	4
	4	Registered Nurse (RN)	4

Employer Activity Report  
July 1, 2013 - June 30, 2014

EMPLOYER	CRITICAL CLUSTERS	JOBS	NO OF POSITIONS
<b>Critical Occupational Clusters Key: 1=Administrative &amp; Support Services; 2=Architecture &amp; Engineering; 3=Construction; 4=Healthcare &amp; Supportive Service; 5=Human Services; 6=Information Technology; 7= Installation, Maintenance &amp; Repair; 8=Tourism/Hospitality; 9=Transportation &amp; Production; 10=Non-Critical Occupations</b>			
e-Ventex	10	Wait Staff	10
Excel Managed Care & Disability Services, Inc.	1	Intake Coordinator	1
Express Employment Professionals	1	Call Center Associate	1
	9	Production Workers	45
	9	Warehouse General Labor and Production	5
Extreme Makeover Janitorial	1	Janitor/Handyman/House Cleaner	6
Fair Oaks Recreation & Park District	1	Recreation Leader I	1
	1	Recreation Leader III	1
Fairytale Town	1	Cafe Coordinator	1
	1	Education & Program Assistant	1
	1	Guest Service Representative: Admissions Cashier	1
	1	Membership Assistant	1
	1	Part-Time Grounds Keeper	1
Focus Strategies	1	Recreation Leader	1
Fortune School of Education	1	Executive Assistant/Administrative Analyst	1
	1	Response To Intervention Aide	1
Francis House Center	1	Sub Teachers	25
	1	Job Development Center Manager	1
Fretty's Limousine Service	9	Chauffeur/Driver	2
Frito-Lay	10	Merchandiser	1
	10	Route Sales Representative - General	2
GAT Airline Ground Support	7	Ramp Agent	1
General Produce Company	1	Accounting Assistant	1
	1	Accounts Payable Clerk	1
	9	Commercial Driver	9
	9	Delivery Route Truck Driver	3
	9	Order Selector	6
Geremia Pools Inc	9	Warehouse Swing Shift Lead Supervisor	1
	3	Certified Shotcrete Nozzleman	1
Girl Scouts Heart of Central California	1	Volunteer Management Specialist Sacramento	1
Global Communications Center	1	Virtual Customer Service Professional	150
Global Touchpoints Inc.	1	HR Recruiting	4
Greater Sacramento Urban League	1	Case Manager for 25% Dislocated Worker Program	1
	1	Case Manager for Adult and Dislocated Worker Program	1
	1	Case Manager for Youth Program	1
	1	Employment Developer	1
	1	Intake Specialist	1
	1	GED Instructor	1
Gold Country Water	1	Youth Coordinator	1
	1	Customer Service/ Driver and Delivery	1
Golden State Overnight	1	Customer Service Representatives	5
Goodwill Industries	1	Clerk/Processor	1
	1	Collection Attendant	1
	9	Truck Driver	1
Hands4Hope	1	Office/Communication Manager	1
	1	Youth Development Program Assistant Part Time	1
Hansen's Home Services	1	Housekeeping Assistants	3
Hardware	1	First Line Supervisor-Retail	2
Harlow's Help At Home	4	Certified home Health Aide	25
	4	Certified Home Health Aide / CHHA / CNA / Caregiver	25
	4	Certified Home Health Aide, Certified Nursing Assistant and Experienced Caregiver	25
HealthMarkets	1	Sales Representative	1
Hobby Town USA Folsom	1	Retail Hobby Sales Clerk & Cashier	2
Hupp Draft Services, Inc.	7	Beer Line Cleaning Technician	1
Indecare in Home Care and Living Assistance	4	Caregivers, CNAs, & HHAs	6
	1	Personal Attendant	1
International Homestay America	10	Homestay Host Family	25
Inalliance	1	Employment Training Specialist	1
Iron Mountain	9	Driver	2
Island Angels	1	Book Keeper	1
J & C Custom Cabinets	1	Office Assistant	1
J Williams Staffing	1	Janitor/Porter	1
	1	Leasing Consultant	1
	7	Service Technician	1

Employer Activity Report  
July 1, 2013 - June 30, 2014

EMPLOYER	CRITICAL CLUSTERS	JOBS	NO OF POSITIONS
<b>Critical Occupational Clusters Key: 1=Administrative &amp; Support Services; 2=Architecture &amp; Engineering; 3=Construction; 4=Healthcare &amp; Supportive Service; 5=Human Services; 6=Information Technology; 7= Installation, Maintenance &amp; Repair; 8=Tourism/Hospitality; 9=Transportation &amp; Production; 10=Non-Critical Occupations</b>			
Kids Quest	10	Shift Leader	5
KVIE	1	Fundraising Events Specialist	1
Kyle's Rock & Redi-Mix, Inc.	10	Yard Laborer	1
L-3 Narda Microwave-West	1	Administrative Assistant	1
	1	Inspection Specialist	1
	9	Process Engineer	1
	7	Quality Inspector	1
	9	Senior General Accountant	1
La Familia Counseling Center, Inc.	1	Case Manager	1
	1	Clerical / Front Desk	1
	1	GED Instructor	1
	1	Out of School Youth Employment Training Specialist	1
	1	Universal Youth Specialist	1
Langan Engineering	2	Civil Engineer (Geotechnical Interest) - Entry to 2 Years Experience	1
LCA Services	1	Case Manager	1
	1	Employment Specialist	1
	5	Program Monitor	1
Leslie's Cleaning Service	1	Maid, Cleaning Technician	5
Lighthouse Counseling and Family Resource Center	1	Part-Time Bi-Lingual Office Manager/Administrative Assistant	1
	1	Development Associate	1
Lincoln Financial Advisors	1	Financial Practice Analyst	1
Lobel Financial	1	Loan Processor	3
Lord & Sons Inc.	9	Driver/Warehouse Associate	1
	9	Warehouse Associate	1
Los Rios Community College District	1	Account Clerk II	1
	1	Account Clerk III	1
	1	Accounting Assistant Professor	1
	1	Adjunct Head Volleyball Coach	1
	1	Administrative Assistant I	1
	1	Administrative Assistant II	3
	1	Admissions/Records Clerk II	1
	1	Admissions/Records Evaluator I	2
	1	Admissions/Records Evaluator/Degree Auditor	1
	1	Architectural Design Technology Professor	1
	1	Assistant Financial Aid Officer	1
	1	Assistant Technical Director - Visual and Performing Arts Center (VAPAC), Harris Center for the Arts	1
	1	Associate Vice Chancellor of Finance	1
	1	Associate Vice Chancellor of Information Technology	1
	1	Associate Vice President of Instruction & Learning Resources	1
	1	Associate Vice President of Instruction and Student Learning	1
	1	Athletic Trainer	1
	1	Automotive Collision Technology Adjunct Professor Pool	1
	1	Automotive Technology Assistant Professor	1
	1	Bookstore Stock Clerk	1
	1	Business (Real Estate Emphasis)/Management Assistant Professor	1
	1	Business Law/Business Assistant Professor	1
	1	Chemistry Assistant Professor	1
	1	Children's Center Clerk	1
	1	Clerk II	6
	1	Clerk III	4
	1	College Information Technology Systems Supervisor	1
	4	College Nurse	1
	1	College Police Sergeant	2
	1	College Relations Specialist	1
	1	Communications and Public Information Officer	1
	1	Computer Information Science Assistant Professor (Programming/Web Development/Applications)	1

Employer Activity Report  
July 1, 2013 - June 30, 2014

EMPLOYER	CRITICAL CLUSTERS	JOBS	NO OF POSITIONS
<b>Critical Occupational Clusters Key: 1=Administrative &amp; Support Services; 2=Architecture &amp; Engineering; 3=Construction; 4=Healthcare &amp; Supportive Service; 5=Human Services; 6=Information Technology; 7= Installation, Maintenance &amp; Repair; 8=Tourism/Hospitality; 9=Transportation &amp; Production; 10=Non-Critical Occupations</b>			
Los Rios Community College District	1	Confidential Administrative Assistant I	2
	1	Confidential Human Resources Specialist I	1
	1	Confidential Human Resources Specialist III	1
	1	Counseling Clerk I	1
	1	Counseling Clerk II	2
	1	Custodian	5
	1	Dean of Business and Family Science	1
	1	Dean of Humanities and Social Science	1
	1	Dean of Instruction - Workforce Development, Kinesiology,	1
	1	Dean of Student Services	1
	1	Dean, Elk Grove Center	1
	1	Dean, West Sacramento Center	1
	1	Director of Institutional Advancement	1
	1	Director, Administrative Services	1
	1	Educational Media Design Specialist	1
	1	Educational Center Supervisor - Rancho Cordova Center	1
	1	Electronics Technology Assistant Professor	1
	9	Equipment Mechanic II	1
	1	Facilities Management Operations Supervisor	1
	2	Facilities Planning & Engineering Specialist	1
	1	Facilities Planning Specialist	1
	10	Faculty Diversity Internship Program (FDIP) Pool	1
	1	Financial Aid Clerk II	3
	1	Financial Aid Officer	1
	1	Geography Assistant Professor	1
	1	Grant Coordination Clerk	1
	1	Groundskeeper	2
	1	Head Coach for Men's Tennis Adjunct Pool	1
	1	History Assistant Professor	1
	1	Information Technology Analyst I - Business Analyst	1
	1	Information Technology Assistant II - Institutional Research	1
	1	Information Technology Cable Plant Assistant II	1
	1	Instructional Assistant - Accounting	1
	1	Instructional Assistant - Biology	1
	1	Instructional Assistant - Campus Computer Laboratory	1
	1	Instructional Assistant - Chemistry	1
	1	Instructional Assistant - Learning Resources	1
	1	Instructional Assistant - Math	2
	1	Instructional Assistant - Mechanical Electrical Technology	1
	1	Instructional Assistant - Mechanical/Electrical Technology	1
	1	Instructional Assistant - Sign Language Studies	1
	1	Instructional Assistant - Writing/English/Reading	2
1	Instructional Development Coordinator	3	
1	Instructional Services Assistant I	2	
1	Instructional Services Assistant II	2	
1	Interpreter, American Sign Language (ASL)	1	
1	Lead Police Communication Dispatcher	1	
1	Lifeguard	1	
1	Maintenance Technician II	1	
1	Occupational Therapy Assistant (OTA) Assistant Professor	1	
7	Operations Technician	1	
1	Outreach Clerk	1	
1	Payroll Clerk I	1	
1	Persian Adjunct Assistant Professor Pool	1	
1	Physical Therapist Assistant, Assistant Professor	1	
1	Police Lieutenant	1	
1	President, American River College	1	
6	Programmer	1	
6	Programmer II	1	
1	Public Relations Technician	1	
1	Public Services Librarian	1	
1	Radio, Television, and Film Production Assistant Professor	1	
1	Research Analyst	1	

Employer Activity Report  
July 1, 2013 - June 30, 2014

EMPLOYER	CRITICAL CLUSTERS	JOBS	NO OF POSITIONS
<b>Critical Occupational Clusters Key: 1=Administrative &amp; Support Services; 2=Architecture &amp; Engineering; 3=Construction; 4=Healthcare &amp; Supportive Service; 5=Human Services; 6=Information Technology; 7= Installation, Maintenance &amp; Repair; 8=Tourism/Hospitality; 9=Transportation &amp; Production; 10=Non-Critical Occupations</b>			
Los Rios Community College District	1	Senior Buyer/Contract Specialist	1
	1	Senior Information Technology Technician - Lab/Area Microcomputer Support	1
	1	Special Projects - Education Coach, College to Career	1
	1	Special Projects - Human Resources Training	1
	1	Special Projects - Test Proctor	1
	1	Staff Resource Center Assistant	1
	1	Student Personnel Assistant - Assessment/Testing	1
	1	Student Personnel Assistant - Career & Job Opportunity Services	1
	1	Student Personnel Assistant - Counseling	1
	1	Student Personnel Assistant - Disabled Student Programs and Services	1
	1	Student Personnel Assistant - Extended Opportunity Programs and Services	11
	1	Student Personnel Assistant - Student Life	1
	1	Student Personnel Assistant - TANF	1
	1	Student Services Supervisor - CalWORKs/Career Center/Re-Entry & Veterans Information Center	1
	5	TANF/CalWORKs Specialist	1
	10	Theater Technician	1
	1	Ticket Office/Customer Relations Assistant - Harris Center For The Arts	1
	1	Tutorial Services Assistant	1
	1	Vice Chancellor of Finance and Administration	1
	1	Vice President of Instruction	1
	1	Vice President, Administrative Services and Student Support	1
Maita Toyota	1	Service Coordinator	1
Mathiot Group Homes	1	Youth Counselor	7
Matrix Absence Management	1	Clerical Assistant	1
	1	Workers' Compensation Claims Assistant	1
MDU Construction Services Group, Inc.	7	Mechanic	
MEDMARK	4	Counselor (Bilingual)	2
Meyer Associates	1	Office Manager/Bookkeeper	1
Mid Valley Funding	1	Mortgage Loan Processor	1
Midtown Grocery Outlet	1	Cashier	5
MRPE, Inc.	2	Engineer	1
	1	Executive Secretary	1
Mutual Housing California	1	Community Organizer Bilingual: Russian/English	1
MV Transportation	9	Driver	5
NAMI California	1	Accounting Technician	1
	1	Programs Administrative Assistant	1
	1	Program Coordinator	1
Neighbor Works Homeownership	1	Administrative Assistant	1
Nelson Staffing Solutions	9	General Laborers/Production Workers	70
	9	Warehouse Technician/Lift Truck Operator	70
New Life Christian Preschool And Learning Center	1	Preschool/After School Teacher	1
Nonprofit Resource Center	1	Administrative Assistant	1
Northern Sheets LLC	1	Customer Service Representative	1
	9	Production Workers	3
NW Elite	1	Outside Sales Consultants	10
Office of Somoan Affairs	1	Job Developer / Employment Specialist	1
Omega	10	Product Demonstrator	10
Opening Doors Inc.	1	Accounting Clerk	1
	1	Hispanic Prosperity Program Assistant	1
Pacific Crest Trail Association	1	Trail Permit Assistant	1
	1	Volunteer Programs Assistant	1
Pacific Gas and Electric Company	3	Entry to Electric Operations	30
Pacific Protection INC	1	Unarmed Security Officer	4
Package One	1	Customer Service Representative	1
	1	Production Supervisor	1

Employer Activity Report  
July 1, 2013 - June 30, 2014

EMPLOYER	CRITICAL CLUSTERS	JOBS	NO OF POSITIONS
<b>Critical Occupational Clusters Key: 1=Administrative &amp; Support Services; 2=Architecture &amp; Engineering; 3=Construction; 4=Healthcare &amp; Supportive Service; 5=Human Services; 6=Information Technology; 7= Installation, Maintenance &amp; Repair; 8=Tourism/Hospitality; 9=Transportation &amp; Production; 10=Non-Critical Occupations</b>			
Paramount Equity	1	Account Executives	15
PDQ Automatic Transmission Parts, Inc.	7	Lathe Operator	1
	7	Production Worker	1
Placer Appliance Repair	7	Appliance Service Technician	2
Posh Puppy Boutique	1	Customer Service/Retail Manager	1
Precision Repair Network	9	Technician/ Driver	2
Premier Healthcare Services	4	Licensed Vocational Nurse	1
Prime Flight Aviation Services	10	Cabin Service Cleaner	3
Pro Pacific Fresh	9	Class A or B Route Driver	2
Prompt Staffing	10	Stacker	8
Ray McCauley Insurance Agency Inc.	1	Customer Service Representative	2
Relationship Skills Center	1	Flourishing Families Program Instructor	6
	10	REact Coordinator	1
Resource Staffing Group	10	Convention Worker	20
Retail Business Development	1	Sales Representative - South Sacramento	3
Rim Hospitality	8	Bistro Server	1
	8	Housekeeping Inspector	1
Sacramento Children's Home	4	Case Manager	1
	4	Child Care Worker	3
	1	Crisis Nursery Supervisor	1
	1	Family Partner	1
	1	Family Resource Aide	2
	1	Home Visitor	1
	1	Infant Aide	1
	4	Lead Child Care Worker	1
	4	Mental Health Specialist	1
	1	Preschool Teacher	1
	4	Residential Counselor	1
	4	Residential Counselor - Medical Support Aide	1
	4	Therapist	1
4	Youth Peer Mentor	1	
Sacramento Covered	1	Community Outreach Workers	8
Sacramento Employment and Training Agency	1	Associate Teacher III	1
	1	CFS Administration Program Officer	1
	1	Family Services Worker	1
	1	Head Start Coordinator	1
	9	Head Start Courier/Maintenance	1
	1	Head Start Home Visitor	
	1	Head Start Quality Assurance Analyst	1
	6	Information Technology Engineering Analyst	1
	1	Site Supervisor	1
	1	Typist Clerk III	1
	1	Workforce Development Manager	1
1	Workforce Development Professional Range 2	1	
Sacramento Housing Alliance	1	Executive Director	1
Sacramento Loaves & Fishes	1	Maryhouse Intake Specialist	1
	1	Part-Time Student Resource Specialist	1
Sacramento Mutual Housing Association	10	Asset Management Affordable Housing Intern	1
Sacramento Native American Health Center, Inc.	1	Custodian	1
Sacramento Public Library	1	Custodian	3
Sacramento Regional Transit District	1	Bus Operator	1
	10	Chief Counsel	1
	1	Clerk II	1
	1	Customer Service Representative	1
	1	Customer Service Supervisor	1
	1	Equal Employment Opportunity Administrator	1
	4	Facilities Maintenance Mechanic	1
	7	Light Rail Vehicle Technician	1
	1	Maintenance Supervisor-Wayside	1
	7	Mechanic A (Bus Maintenance Department)	1
	1	Senior Human Resources Analyst	1
	7	Service Worker (Bus and/or Light Rail)	2
	9	Transportation Supervisor	1

Employer Activity Report  
July 1, 2013 - June 30, 2014

EMPLOYER	CRITICAL CLUSTERS	JOBS	NO OF POSITIONS
<b>Critical Occupational Clusters Key: 1=Administrative &amp; Support Services; 2=Architecture &amp; Engineering; 3=Construction; 4=Healthcare &amp; Supportive Service; 5=Human Services; 6=Information Technology; 7= Installation, Maintenance &amp; Repair; 8=Tourism/Hospitality; 9=Transportation &amp; Production; 10=Non-Critical Occupations</b>			
Sacramento Steps Forward	1	Contract Analyst	1
Safety Center Incorporated	1	Executive Assistant to the President/CEO	1
	1	Program Staff III Marketing Coordinator	1
	1	Safety Training Instructor	1
	10	Sales Coordinator / Training Instructor	1
Salvation Army Sac Metro	9	Driver (On-Call)	1
	1	Kitchen Aide	1
	10	On-Call Personal Care Attendant	1
	1	Family Services Supervisor	1
Sears Home Services	7	Sears Repair Technician	12
Seavers and Family	1	Lawn Care Helper/General Laborer	1
Sentinel Fire Equipment Company	1	Shop Helper	1
Serenity Respite	4	Respite Caregiver	25
Sheet Metal Workers Local 104	1	Executive Secretary	1
Smitty's Services	1	Office Assistant	1
Society for the Blind	1	Part-Time Administrative Assistant	1
SolarCity	1	Inside Solar Sales Specialist	25
Southgate Recreation & Park District	7	Maintenance Assistant (Seasonal)	1
Staffing Network LLC	9	Production Workers	10
Stroppini Enterprises	7	Machinists	3
Support For Home	4	Home Care Aide	1
SVS Group, Inc.	3	Construction Laborer in El Dorado Hills	2
	7	Electrical Technician	5
	10	General Laborer	50
	1	Landscape Laborer	2
Target	7	Maintenance Technician-Electromechanical	1
Taiga Building Products	9	Forklift Driver/Warehouse	1
	10	Inside Sales Representative	
Teledyne Microwave Solutions	9	Assembler	1
	7	Electronic Technician	1
	1	Payroll Specialist	1
Tetra Tech, Inc.	2	Environmental Engineer	1
The SG Center	4	Certified Nurse Assistant	30
Tony's Fine Foods, Inc.	1	Administrative Assistant	1
	10	Buyer	1
	1	Category Manager Coordinator	1
	9	Class A Feeder Driver - West Sacramento	1
	9	Class A Route Driver - West Sacramento	2
	9	Crane Operator	1
	1	Customer Service Representative	3
	7	Facilities Support Worker	1
	9	Forklift Operator - Graveyard Shift	1
	6	IT Support Specialist	1
	1	Key Accounts Customer Service Representatives	2
	9	Loader	
	10	Order Selector - Truckee	1
	10	Order Selector - West Sacramento	10
	10	Order Selector Trainee	2
	10	Pricing Specialist	2
	9	Regional Route Driver	3
	1	Sales Representative -Military Division	1
	1	Sales Support Assistant	1
	1	Staff Accountant	1
	1	Traffic Clerk	1
	10	Vehicle Washer	2
1	Will Call Clerk	1	
Transglobal Solutions, LLC.	9	Class A Commercial Truck Driver	20
Trillium Staffing	3	Laborer	5
TRUGREEN	10	Inside Sales Representative	8
	10	Outside Sales Representative	8
Two Star Personnel	1	Accounting Assistant	3
	9	Warehouse Pricing and Inventory	3



Employer Activity Report  
July 1, 2013 - June 30, 2014

EMPLOYER	CRITICAL CLUSTERS	JOBS	NO OF POSITIONS
<b>Critical Occupational Clusters Key: 1=Administrative &amp; Support Services; 2=Architecture &amp; Engineering; 3=Construction; 4=Healthcare &amp; Supportive Service; 5=Human Services; 6=Information Technology; 7= Installation, Maintenance &amp; Repair; 8=Tourism/Hospitality; 9=Transportation &amp; Production; 10=Non-Critical Occupations</b>			
Ultimate Staffing	10	Counter Parts Specialist	1
United Cerebral Palsy	9	Part Time Drivers	4
United Site Services	7	Seasonal Power Technician	1
	1	Yard Associate	1
Uppal Insurance & Financial	1	Customer Service Representative	1
	1	Sales Representative	2
Visions Unlimited Inc	1	Program Manager	1
Visiting Angels Senior Home Care	1	Appointment Scheduler/Office Assistant	1
	10	Caregiver	5
Volt Workforce Solutions	1	Data Entry Clerk	150
	7	Material Handler	100
	7	Rework Technician	150
Wabash National Trailer Center	1	Trailer Account Manager	1
Walt's Auto Service	7	Heavy Duty Mechanic	1
Waste Management, Inc. Fruitridge Road	1	HR Generalist II	1
Wendy's	7	Maintenance Technician	1
	1	Management & Crew Member Workers	20
Western Propane Gas Association	1	Part-Time Administrative Assistant	1
Western States Fire Protection	10	Fire Alarm Inspector	1
	7	Fire Alarm Installer (Entry-Level)	1
	7	Residential Fire Sprinkler Fitter	1
Wind Youth Services	5	Director of Development	1
Windwalker Security Patrol, Inc.	1	Security Guard	4
Winnie Bales Allstate Insurance	1	Customer Service/Office Assistant	1
Women's Empowerment	1	Childcare Coordinator	1
	10	Employment Specialist	1
	5	Social Worker	1
Yolo County Public Agency Risk Management Insurance Authority	1	Part-time Administrative Assistant	1
Youth Development Network	5	Youth Development Trainer Specialist	1
<b>TOTAL</b>			<b>2259</b>

ITEM IV-F- INFORMATION

UNEMPLOYMENT UPDATE/PRESS RELEASE FROM THE EMPLOYMENT  
DEVELOPMENT DEPARTMENT

BACKGROUND:

The unemployment rate for Sacramento County for the month May was 6.7%.

Attached is a copy of a press release from the Employment Development Department breaking down the job losses and job creations for the regional area.

Staff will be available to answer questions.

STAFF PRESENTER: Robin Purdy

**SACRAMENTO-ARDEN-ARCADE-ROSEVILLE METROPOLITAN STATISTICAL AREA (MSA)  
(EL DORADO, PLACER, SACRAMENTO, AND YOLO COUNTIES)**

**Educational and health services continued strong year-over growth, up 5,800 jobs**

The unemployment rate in the Sacramento-Arden Arcade-Roseville MSA was 6.7 percent in May 2014, down from a revised 7.1 percent in April 2014, and below the year-ago estimate of 8.3 percent. This compares with an unadjusted unemployment rate of 7.1 percent for California and 6.1 percent for the nation during the same period. The unemployment rate was 7.0 percent in El Dorado County, 6.0 percent in Placer County, 6.8 percent in Sacramento County, and 6.8 percent in Yolo County.

**Between April 2014 and May 2014**, combined employment located in the counties of El Dorado, Placer, Sacramento, and Yolo increased by 6,200 to total 894,700 jobs.

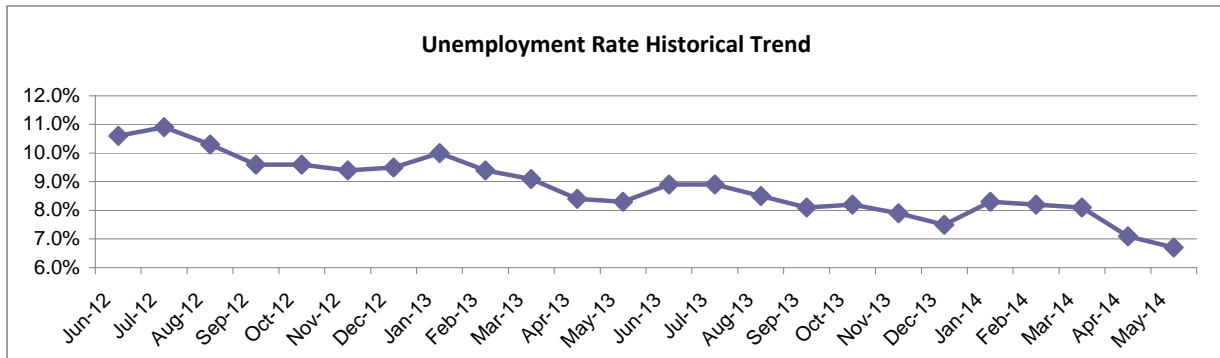
- Leisure and hospitality led the month-over gain with 1,800 jobs. This marked the largest April to May increase in this industry going back to 1990. Accommodation and food services contributed 1,900 jobs, the bulk of these jobs coming from food services and bars (up 1,800 jobs). Arts, entertainment, and recreation dipped by 100 jobs.
- Total Farm improved by 1,500 jobs, slightly outpacing its 10-year average 1,400-job gain from April to May.
- Educational and health services grew by 1,300 jobs, marking its largest April to May job gain since 2002. Health care and social assistance added 1,200 jobs. Private education edged up 100 jobs.
- Two industries saw job declines month over. Financial activities and professional and business services each dropped by 200 jobs.

**Between May 2013 and May 2014**, total jobs in the region increased by 20,000 or 2.3 percent.

- Educational and health services maintained its strong year-over growth with an increase of 5,800 jobs. Health care and social assistance continued to lead the industry adding 5,700 jobs. Private education advanced by 100 jobs.
- Professional and business services improved year over with 5,200 jobs. Administrative and support and waste services added 3,200 jobs, with employment services accounting for the majority of these gains (up 2,800 jobs). Professional, scientific, and technical services increased by 1,800 jobs from last year.
- Government advanced by 3,400 jobs over the year. State government accounted for all of the expansion, increasing by 3,600 jobs. Federal government and local government each cut back 100 jobs.
- Two industries registered job declines from this time last year. Total farm slipped by 700 jobs, and information decreased by 600 jobs.

**IMMEDIATE RELEASE**  
**SACRAMENTO-ARDEN ARCADE-ROSEVILLE METROPOLITAN STATISTICAL AREA (MSA)**  
**(El Dorado, Placer, Sacramento, and Yolo Counties)**

The unemployment rate in the Sacramento-Arden Arcade-Roseville MSA was 6.7 percent in May 2014, down from a revised 7.1 percent in April 2014, and below the year-ago estimate of 8.3 percent. This compares with an unadjusted unemployment rate of 7.1 percent for California and 6.1 percent for the nation during the same period. The unemployment rate was 7.0 percent in El Dorado County, 6.0 percent in Placer County, 6.8 percent in Sacramento County, and 6.8 percent in Yolo County.



Industry	Apr-2014	May-2014	Change		May-2013	May-2014	Change
	Revised	Prelim				Prelim	
Total, All Industries	888,500	894,700	6,200		874,700	894,700	20,000
Total Farm	7,800	9,300	1,500		10,000	9,300	(700)
Total Nonfarm	880,700	885,400	4,700		864,700	885,400	20,700
Mining and Logging	500	500	0		400	500	100
Construction	44,700	45,800	1,100		42,900	45,800	2,900
Manufacturing	34,000	34,000	0		33,800	34,000	200
Trade, Transportation & Utilities	142,300	142,700	400		140,400	142,700	2,300
Information	14,600	14,600	0		15,200	14,600	(600)
Financial Activities	49,900	49,700	(200)		49,500	49,700	200
Professional & Business Services	118,200	118,000	(200)		112,800	118,000	5,200
Educational & Health Services	132,200	133,500	1,300		127,700	133,500	5,800
Leisure & Hospitality	86,600	88,400	1,800		87,800	88,400	600
Other Services	29,600	29,600	0		29,000	29,600	600
Government	228,100	228,600	500		225,200	228,600	3,400

Notes: Data not adjusted for seasonality. Data may not add due to rounding  
 Labor force data are revised month to month  
 Additional data are available on line at [www.labormarketinfo.edd.ca.gov](http://www.labormarketinfo.edd.ca.gov)

**Monthly Labor Force Data for Cities and Census Designated Places (CDP)  
 May 2014 - Preliminary  
 Data Not Seasonally Adjusted**

<b>Area Name</b>	<b>Labor Force</b>	<b>Employment</b>	<b>Unemployment Number</b>	<b>Unemployment Rate</b>	<b>Census Ratios Emp</b>	<b>Census Ratios Unemp</b>
Sacramento County	677,100	631,100	46,000	6.8%	1.000000	1.000000
Arden Arcade CDP	56,300	52,500	3,800	6.7%	0.083249	0.082638
Carmichael CDP	29,400	27,900	1,500	5.2%	0.044196	0.033389
Citrus Heights city	50,900	48,500	2,400	4.7%	0.076838	0.052031
Elk Grove CDP	35,400	33,400	1,900	5.5%	0.052995	0.042014
Fair Oaks CDP	17,500	16,800	600	3.6%	0.026690	0.013634
Florin CDP	12,300	11,000	1,300	10.9%	0.017414	0.029215
Folsom city	27,700	26,800	800	3.0%	0.042525	0.018086
Foothill Farms CDP	9,500	8,600	900	9.4%	0.013648	0.019477
Galt city	10,500	9,300	1,200	11.3%	0.014787	0.025876
Gold River CDP	5,000	4,900	100	1.3%	0.007807	0.001391
Isleton city	400	400	0	9.0%	0.000606	0.000835
La Riviera CDP	7,100	6,800	300	4.0%	0.010764	0.006121
Laguna CDP	20,800	20,100	800	3.6%	0.031834	0.016416
Laguna West Lakeside CDP	5,400	5,100	300	4.8%	0.008082	0.005565
North Highlands CDP	21,900	19,500	2,400	10.8%	0.030952	0.051475
Orangevale CDP	16,000	15,300	700	4.6%	0.024229	0.015860
Parkway South Sacramento CD	15,400	13,500	1,900	12.3%	0.021400	0.041180
Rancho Cordova City	30,600	28,200	2,400	7.8%	0.044619	0.052031
Rancho Murieta CDP	2,300	2,300	100	2.2%	0.003619	0.001113
Rio Linda CDP	5,600	5,000	600	10.9%	0.007917	0.013356
Rosemont CDP	14,000	13,200	800	5.7%	0.020867	0.017251
Sacramento city	213,200	196,100	17,100	8.0%	0.310678	0.371731
Vineyard CDP	6,000	5,800	200	3.4%	0.009185	0.004452
Walnut Grove CDP	400	400	100	17.7%	0.000569	0.001669
Wilton CDP	2,800	2,700	100	4.6%	0.004225	0.002782

CDP is "Census Designated Place" - a recognized community that was unincorporated at the time of the 2000 Census.

**Notes:**

- 1) Data may not add due to rounding. All unemployment rates shown are calculated on unrounded data.
- 2) These data are not seasonally adjusted.

**Methodology:**

Monthly city and CDP labor force data are derived by multiplying current estimates of county employment and unemployment by the employment and unemployment shares (ratios) of

### Data Not Seasonally Adjusted

<b>Area Name</b>	<b>Labor Force</b>	<b>Employment</b>	<b>Unemployment Number</b>	<b>Unemployment Rate</b>	<b>Census Ratios</b>	
					<b>Emp</b>	<b>Unemp</b>

each city and CDP at the time of the 2000 Census. Ratios for cities of 25,000 or more persons were developed from special tabulations based on household population only from the Bureau of Labor Statistics. For smaller cities and CDP, ratios were calculated from published census data.

City and CDP unrounded employment and unemployment are summed to get the labor force. The unemployment rate is calculated by dividing unemployment by the labor force. Then the labor force, employment, and unemployment are rounded.

This method assumes that the rates of change in employment and unemployment, since 2000, are exactly the same in each city and CDP as at the county level (i.e., that the shares are still accurate). If this assumption is not true for a specific city or CDP, then the estimates for that area may not represent the current economic conditions. Since this assumption is untested, caution should be employed when using these data.

**REPORT 400 C**  
**Monthly Labor Force Data for Counties**  
**May 2014 - Preliminary**  
 Data Not Seasonally Adjusted

COUNTY	RANK BY RATE	LABOR FORCE	EMPLOYMENT	UNEMPLOYMENT	RATE
<b>STATE TOTAL</b>	---	<b>18,586,200</b>	<b>17,269,300</b>	<b>1,316,900</b>	<b>7.1%</b>
ALAMEDA	10	780,900	737,500	43,400	5.6%
ALPINE	55	380	330	50	13.0%
AMADOR	27	15,740	14,530	1,210	7.7%
BUTTE	29	103,500	95,300	8,200	7.9%
CALAVERAS	33	19,210	17,650	1,560	8.1%
COLUSA	57	11,130	9,400	1,740	15.6%
CONTRA COSTA	11	538,700	507,600	31,100	5.8%
DEL NORTE	40	10,850	9,860	1,000	9.2%
EL DORADO	23	89,500	83,200	6,300	7.0%
FRESNO	49	457,000	408,900	48,000	10.5%
GLENN	47	12,810	11,490	1,320	10.3%
HUMBOLDT	19	57,600	53,700	3,900	6.7%
IMPERIAL	58	79,400	62,700	16,700	21.1%
INYO	19	8,890	8,290	600	6.7%
KERN	46	390,900	351,300	39,600	10.1%
KINGS	51	59,900	53,200	6,700	11.2%
LAKE	36	26,900	24,490	2,420	9.0%
LASSEN	35	12,040	11,010	1,040	8.6%
LOS ANGELES	30	4,964,500	4,568,400	396,100	8.0%
MADERA	44	70,000	63,400	6,600	9.5%
MARIN	1	142,300	136,800	5,500	3.8%
MARIPOSA	17	9,310	8,700	610	6.5%
MENDOCINO	13	43,270	40,740	2,540	5.9%
MERCED	54	111,700	97,700	14,000	12.5%
MODOC	37	3,550	3,230	320	9.1%
MONO	28	7,460	6,880	580	7.8%
MONTEREY	25	224,700	208,000	16,700	7.4%
NAPA	4	79,400	75,800	3,600	4.5%
NEVADA	16	48,050	45,040	3,010	6.3%
ORANGE	5	1,604,000	1,525,500	78,500	4.9%
PLACER	15	179,200	168,500	10,700	6.0%
PLUMAS	40	9,440	8,570	870	9.2%
RIVERSIDE	30	945,100	869,600	75,500	8.0%
SACRAMENTO	21	677,100	631,100	46,000	6.8%
SAN BENITO	37	26,600	24,200	2,400	9.1%
SAN BERNARDINO	30	859,700	791,000	68,600	8.0%
SAN DIEGO	11	1,586,300	1,494,200	92,100	5.8%
SAN FRANCISCO	3	487,800	466,500	21,300	4.4%
SAN JOAQUIN	47	304,100	272,900	31,200	10.3%
SAN LUIS OBISPO	6	142,100	135,000	7,100	5.0%
SAN MATEO	2	404,300	387,700	16,500	4.1%
SANTA BARBARA	6	225,900	214,500	11,300	5.0%
SANTA CLARA	9	928,600	880,600	48,000	5.2%
SANTA CRUZ	24	151,500	140,800	10,700	7.1%
SHASTA	34	79,900	73,200	6,700	8.4%
SIERRA	43	1,440	1,300	140	9.4%
SISKIYOU	45	17,660	15,910	1,750	9.9%
SOLANO	18	216,100	201,900	14,200	6.6%
SONOMA	6	264,200	251,100	13,100	5.0%
STANISLAUS	50	236,500	210,300	26,300	11.1%
SUTTER	56	40,500	34,800	5,700	14.0%
TEHAMA	37	24,680	22,420	2,260	9.1%
TRINITY	42	4,810	4,370	450	9.3%
TULARE	53	207,600	183,500	24,100	11.6%
TUOLUMNE	26	23,910	22,090	1,820	7.6%
VENTURA	13	434,900	409,200	25,700	5.9%
YOLO	21	97,100	90,500	6,600	6.8%
YUBA	52	25,700	22,800	2,900	11.3%

Notes

- 1) Data may not add due to rounding. The unemployment rate is calculated using unrounded data.
- 2) Labor force data for all geographic areas now reflect the March 2013 benchmark and Census 2010 population controls at the state level.

**REPORT 400 M**  
**Monthly Labor Force Data for California**  
**Counties and Metropolitan Statistical Areas**  
**May 2014 - Preliminary**  
 Data Not Seasonally Adjusted

Area	RANK BY RATE	LABOR FORCE	EMPLOYMENT	UNEMPLOYMENT	RATE
<b>STATE TOTAL</b>	<b>---</b>	<b>18,586,200</b>	<b>17,269,300</b>	<b>1,316,900</b>	<b>7.1%</b>
BAKERSFIELD DELANO MSA (Kern Co.)	51	390,900	351,300	39,600	10.1%
CHICO MSA (Butte Co.)	33	103,500	95,300	8,200	7.9%
EL CENTRO MSA (Imperial Co.)	64	79,400	62,700	16,700	21.1%
FRESNO MSA (Fresno Co.)	54	457,000	408,900	48,000	10.5%
HANFORD CORCORAN MSA (Kings Co.)	56	59,900	53,200	6,700	11.2%
LOS ANGELES LONG BEACH GLENDALE MD (Los Angeles Co.)	34	4,964,500	4,568,400	396,100	8.0%
MADERA CHOWCHILLA MSA (Madera Co.)	49	70,000	63,400	6,600	9.5%
MERCED MSA (Merced Co.)	59	111,700	97,700	14,000	12.5%
MODESTO MSA (Stanislaus Co.)	55	236,500	210,300	26,300	11.1%
NAPA MSA (Napa Co.)	5	79,400	75,800	3,600	4.5%
OAKLAND FREMONT HAYWARD MD	12	1,319,600	1,245,100	74,500	5.6%
Alameda Co.	12	780,900	737,500	43,400	5.6%
Contra Costa Co.	14	538,700	507,600	31,100	5.8%
OXNARD THOUSAND OAKS VENTURA MSA (Ventura Co.)	16	434,900	409,200	25,700	5.9%
REDDING MSA (Shasta Co.)	39	79,900	73,200	6,700	8.4%
RIVERSIDE SAN BERNARDINO ONTARIO MSA	34	1,804,800	1,660,600	144,100	8.0%
Riverside Co.	34	945,100	869,600	75,500	8.0%
San Bernardino Co.	34	859,700	791,000	68,600	8.0%
SACRAMENTO ARDEN ARCADE ROSEVILLE MSA	22	1,042,900	973,300	69,600	6.7%
El Dorado Co.	27	89,500	83,200	6,300	7.0%
Placer Co.	18	179,200	168,500	10,700	6.0%
Sacramento Co.	25	677,100	631,100	46,000	6.8%
Yolo Co.	25	97,100	90,500	6,600	6.8%
SALINAS MSA (Monterey Co.)	29	224,700	208,000	16,700	7.4%
SAN DIEGO CARLSBAD SAN MARCOS MSA (San Diego Co.)	14	1,586,300	1,494,200	92,100	5.8%
SAN FRANCISCO SAN MATEO REDWOOD CITY MD	3	1,034,400	991,100	43,300	4.2%
Marin Co.	1	142,300	136,800	5,500	3.8%
San Francisco Co.	4	487,800	466,500	21,300	4.4%
San Mateo Co.	2	404,300	387,700	16,500	4.1%
SAN JOSE SUNNYVALE SANTA CLARA MSA	11	955,100	904,700	50,400	5.3%
San Benito Co.	42	26,600	24,200	2,400	9.1%
Santa Clara Co.	10	928,600	880,600	48,000	5.2%
SAN LUIS OBISPO PASO ROBLES MSA (San Luis Obispo Co.)	7	142,100	135,000	7,100	5.0%
SANTA ANA ANAHEIM IRVINE MD (Orange Co.)	6	1,604,000	1,525,500	78,500	4.9%
SANTA BARBARA SANTA MARIA GOLETA MSA (Santa Barbara Co.)	7	225,900	214,500	11,300	5.0%
SANTA CRUZ WATSONVILLE MSA (Santa Cruz Co.)	28	151,500	140,800	10,700	7.1%
SANTA ROSA PETALUMA MSA (Sonoma Co.)	7	264,200	251,100	13,100	5.0%
STOCKTON MSA (San Joaquin Co.)	52	304,100	272,900	31,200	10.3%
VALLEJO FAIRFIELD MSA (Solano Co.)	21	216,100	201,900	14,200	6.6%
VISALIA PORTERVILLE MSA (Tulare Co.)	58	207,600	183,500	24,100	11.6%
YUBA CITY MSA	60	66,200	57,600	8,600	13.0%
Sutter Co.	62	40,500	34,800	5,700	14.0%
Yuba Co.	57	25,700	22,800	2,900	11.3%
Alpine Co.	60	380	330	50	13.0%
Amador Co.	31	15,740	14,530	1,210	7.7%
Calaveras Co.	38	19,210	17,650	1,560	8.1%
Colusa Co.	63	11,130	9,400	1,740	15.6%
Del Norte Co.	45	10,850	9,860	1,000	9.2%
Glenn Co.	52	12,810	11,490	1,320	10.3%
Humboldt Co.	22	57,600	53,700	3,900	6.7%
Inyo Co.	22	8,890	8,290	600	6.7%
Lake Co.	41	26,900	24,490	2,420	9.0%
Lassen Co.	40	12,040	11,010	1,040	8.6%
Mariposa Co.	20	9,310	8,700	610	6.5%
Mendocino Co.	16	43,270	40,740	2,540	5.9%
Modoc Co.	42	3,550	3,230	320	9.1%
Mono Co.	32	7,460	6,880	580	7.8%
Nevada Co.	19	48,050	45,040	3,010	6.3%
Plumas Co.	45	9,440	8,570	870	9.2%
Sierra Co.	48	1,440	1,300	140	9.4%
Siskiyou Co.	50	17,660	15,910	1,750	9.9%
Tehama Co.	42	24,680	22,420	2,260	9.1%
Trinity Co.	47	4,810	4,370	450	9.3%
Tuolumne Co.	30	23,910	22,090	1,820	7.6%

Notes

- 1) Data may not add due to rounding. The unemployment rate is calculated using unrounded data.
- 2) Labor force data for all geographic areas now reflect the March 2013 benchmark and Census 2010 population controls at the state level.



**Monthly Labor Force Data for Cities and Census Designated Places (CDP)  
 May 2014 - Preliminary  
 Data Not Seasonally Adjusted**

<b>Area Name</b>	<b>Labor Force</b>	<b>Employment</b>	<b>Unemployment Number</b>	<b>Unemployment Rate</b>	<b>Census Ratios Emp</b>	<b>Census Ratios Unemp</b>
El Dorado County	89,500	83,200	6,300	7.0%	1.000000	1.000000
Cameron Park CDP	8,800	8,400	400	4.9%	0.100610	0.068627
Diamond Springs CDP	2,300	2,100	200	9.3%	0.025356	0.034314
El Dorado Hills CDP	10,300	9,800	400	4.2%	0.118237	0.068627
Georgetown CDP	500	500	100	11.8%	0.005559	0.009804
Placerville city	5,200	4,700	600	10.6%	0.056407	0.088235
Pollock Pines CDP	2,400	2,200	200	8.3%	0.026576	0.031863
Shingle Springs CDP	1,500	1,500	100	5.0%	0.017492	0.012255
South Lake Tahoe city	14,900	13,500	1,400	9.7%	0.162034	0.230392

CDP is "Census Designated Place" - a recognized community that was unincorporated at the time of the 2000 Census.

**Notes:**

- 1) Data may not add due to rounding. All unemployment rates shown are calculated on unrounded data.
- 2) These data are not seasonally adjusted.

**Methodology:**

Monthly city and CDP labor force data are derived by multiplying current estimates of county employment and unemployment by the employment and unemployment shares (ratios) of each city and CDP at the time of the 2000 Census. Ratios for cities of 25,000 or more persons were developed from special tabulations based on household population only from the Bureau of Labor Statistics. For smaller cities and CDP, ratios were calculated from published census data.

City and CDP unrounded employment and unemployment are summed to get the labor force. The unemployment rate is calculated by dividing unemployment by the labor force. Then the labor force, employment, and unemployment are rounded.

This method assumes that the rates of change in employment and unemployment, since 2000, are exactly the same in each city and CDP as at the county level (i.e., that the shares are still accurate). If this assumption is not true for a specific city or CDP, then the estimates for that area may not represent the current economic conditions. Since this assumption is untested, caution should be employed when using these data.

**Monthly Labor Force Data for Cities and Census Designated Places (CDP)  
 May 2014 - Preliminary  
 Data Not Seasonally Adjusted**

<b>Area Name</b>	<b>Labor Force</b>	<b>Employment</b>	<b>Unemployment Number</b>	<b>Unemployment Rate</b>	<b>Census Ratios Emp</b>	<b>Census Ratios Unemp</b>
Placer County	179,200	168,500	10,700	6.0%	1.000000	1.000000
Auburn city	9,100	8,600	400	4.8%	0.051276	0.040598
Colfax city	1,100	1,000	100	8.7%	0.005744	0.008547
Dollar Point CDP	1,300	1,200	100	7.0%	0.007265	0.008547
Foresthill CDP	1,400	1,200	100	10.1%	0.007265	0.012821
Granite Bay CDP	13,300	12,800	600	4.1%	0.075688	0.051282
Kings Beach CDP	3,100	2,900	200	6.0%	0.017148	0.017094
Lincoln city	7,700	6,800	800	11.1%	0.040463	0.079060
Loomis town	4,600	4,400	200	3.5%	0.026356	0.014957
Meadow Vista CDP	2,300	2,100	100	6.0%	0.012756	0.012821
North Auburn CDP	7,500	7,000	500	7.0%	0.041308	0.049145
Rocklin city	27,500	26,300	1,200	4.2%	0.156192	0.108974
Roseville city	56,400	53,000	3,400	6.0%	0.314327	0.316239
Sunnyside Tahoe City CDP	2,000	1,800	100	6.9%	0.010897	0.012821
Tahoe Vista CDP	1,600	1,400	200	10.1%	0.008447	0.014957

CDP is "Census Designated Place" - a recognized community that was unincorporated at the time of the 2000 Census.

**Notes:**

- 1) Data may not add due to rounding. All unemployment rates shown are calculated on unrounded data.
- 2) These data are not seasonally adjusted.

**Methodology:**

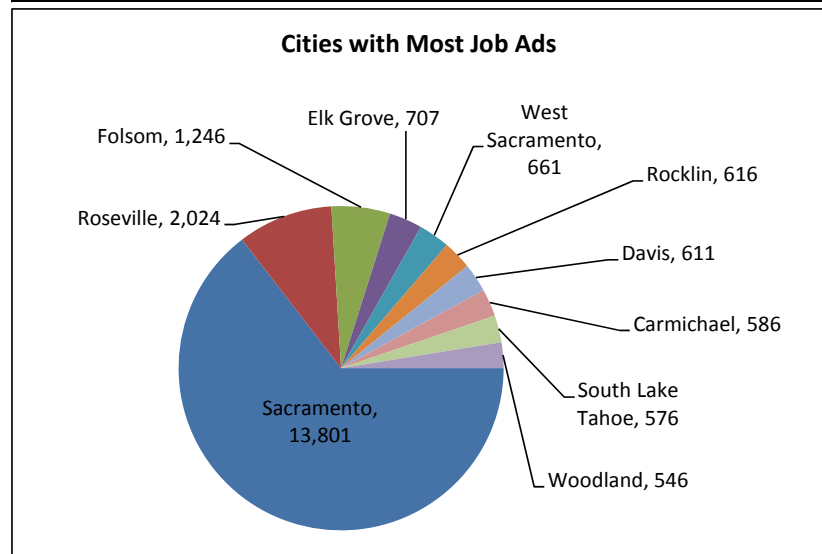

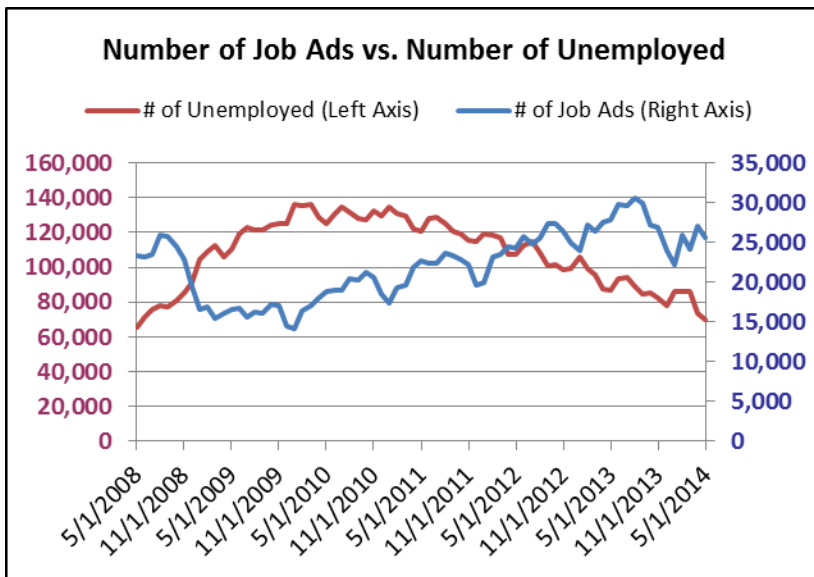
Monthly city and CDP labor force data are derived by multiplying current estimates of county employment and unemployment by the employment and unemployment shares (ratios) of each city and CDP at the time of the 2000 Census. Ratios for cities of 25,000 or more persons were developed from special tabulations based on household population only from the Bureau of Labor Statistics. For smaller cities and CDP, ratios were calculated from published census data.

City and CDP unrounded employment and unemployment are summed to get the labor force. The unemployment rate is calculated by dividing unemployment by the labor force. Then the labor force, employment, and unemployment are rounded.

This method assumes that the rates of change in employment and unemployment, since 2000, are exactly the same in each city and CDP as at the county level (i.e., that the shares are still accurate). If this assumption is not true for a specific city or CDP, then the estimates for that area may not represent the current economic conditions. Since this assumption is untested, caution should be employed when using these data.

# Recent Job Ads for Sacramento Arden Arcade Roseville MSA

## May 2014



**Sacramento Arden Arcade Roseville MSA**  
**(El Dorado, Placer, Sacramento, and Yolo Counties)**  
Industry Employment & Labor Force  
March 2013 Benchmark

Data Not Seasonally Adjusted

	May 13	Mar 14	Apr 14 Revised	May 14 Prelim	Percent Change	
					Month	Year
Civilian Labor Force (1)	1,043,200	1,054,100	1,038,700	1,042,900	0.4%	0.0%
Civilian Employment	956,500	968,300	965,300	973,300	0.8%	1.8%
Civilian Unemployment	86,700	85,800	73,400	69,600	-5.2%	-19.7%
Civilian Unemployment Rate	8.3%	8.1%	7.1%	6.7%		
(CA Unemployment Rate)	8.6%	8.4%	7.4%	7.1%		
(U.S. Unemployment Rate)	7.3%	6.8%	5.9%	6.1%		

Total, All Industries (2)	874,700	883,700	888,500	894,700	0.7%	2.3%
Total Farm	10,000	7,500	7,800	9,300	19.2%	-7.0%
Total Nonfarm	864,700	876,200	880,700	885,400	0.5%	2.4%
Total Private	639,500	647,900	652,600	656,800	0.6%	2.7%
Goods Producing	77,100	77,600	79,200	80,300	1.4%	4.2%
Mining and Logging	400	500	500	500	0.0%	25.0%
Construction	42,900	43,400	44,700	45,800	2.5%	6.8%
Construction of Buildings	9,600	8,800	9,000	9,200	2.2%	-4.2%
Specialty Trade Contractors	28,400	30,300	30,800	31,300	1.6%	10.2%
Building Foundation & Exterior Contractors	6,900	7,200	7,300	7,500	2.7%	8.7%
Building Equipment Contractors	11,100	11,900	11,900	12,100	1.7%	9.0%
Building Finishing Contractors	6,500	7,000	7,300	7,400	1.4%	13.8%
Manufacturing	33,800	33,700	34,000	34,000	0.0%	0.6%
Durable Goods	23,400	23,900	24,100	24,100	0.0%	3.0%
Computer & Electronic Product Manufacturing	7,400	7,400	7,400	7,300	-1.4%	-1.4%
Nondurable Goods	10,400	9,800	9,900	9,900	0.0%	-4.8%
Food Manufacturing	4,100	3,400	3,500	3,500	0.0%	-14.6%
Service Providing	787,600	798,600	801,500	805,100	0.4%	2.2%
Private Service Providing	562,400	570,300	573,400	576,500	0.5%	2.5%
Trade, Transportation & Utilities	140,400	142,400	142,300	142,700	0.3%	1.6%
Wholesale Trade	25,100	25,400	25,000	25,200	0.8%	0.4%
Merchant Wholesalers, Durable Goods	14,000	14,200	14,100	14,200	0.7%	1.4%
Merchant Wholesalers, Nondurable Goods	8,500	8,200	8,200	8,200	0.0%	-3.5%
Retail Trade	92,500	94,200	94,600	94,700	0.1%	2.4%
Motor Vehicle & Parts Dealer	12,500	12,500	12,800	12,800	0.0%	2.4%
Building Material & Garden Equipment Stores	8,300	7,900	8,200	8,300	1.2%	0.0%
Grocery Stores	17,300	17,600	17,700	17,600	-0.6%	1.7%
Health & Personal Care Stores	5,400	5,100	5,100	5,100	0.0%	-5.6%
Clothing & Clothing Accessories Stores	7,000	7,000	7,000	7,000	0.0%	0.0%
Sporting Goods, Hobby, Book & Music Stores	4,000	4,100	4,000	4,000	0.0%	0.0%
General Merchandise Stores	19,100	19,400	19,300	19,300	0.0%	1.0%
Transportation, Warehousing & Utilities	22,800	22,800	22,700	22,800	0.4%	0.0%
Information	15,200	14,600	14,600	14,600	0.0%	-3.9%
Publishing Industries (except Internet)	2,700	2,500	2,500	2,400	-4.0%	-11.1%
Telecommunications	7,900	7,600	7,700	7,700	0.0%	-2.5%
Financial Activities	49,500	49,700	49,900	49,700	-0.4%	0.4%
Finance & Insurance	36,700	36,600	36,600	36,200	-1.1%	-1.4%
Credit Intermediation & Related Activities	13,200	12,700	12,800	12,700	-0.8%	-3.8%
Depository Credit Intermediation	8,100	7,800	7,800	7,800	0.0%	-3.7%
Nondepository Credit Intermediation	2,600	2,600	2,600	2,500	-3.8%	-3.8%
Insurance Carriers & Related	19,200	19,400	19,400	19,500	0.5%	1.6%
Real Estate & Rental & Leasing	12,800	13,100	13,300	13,500	1.5%	5.5%
Real Estate	9,900	10,100	10,300	10,500	1.9%	6.1%
Professional & Business Services	112,800	116,100	118,200	118,000	-0.2%	4.6%
Professional, Scientific & Technical Services	51,500	53,000	54,000	53,300	-1.3%	3.5%
Architectural, Engineering & Related Services	8,700	9,200	9,300	9,400	1.1%	8.0%
Management of Companies & Enterprises	10,300	10,400	10,400	10,500	1.0%	1.9%
Administrative & Support & Waste Services	51,000	52,700	53,800	54,200	0.7%	6.3%
Administrative & Support Services	48,300	50,800	51,800	52,200	0.8%	8.1%
Employment Services	19,900	22,100	22,400	22,700	1.3%	14.1%

**Sacramento Arden Arcade Roseville MSA**  
**(El Dorado, Placer, Sacramento, and Yolo Counties)**  
Industry Employment & Labor Force  
March 2013 Benchmark

Data Not Seasonally Adjusted

	May 13	Mar 14	Apr 14	May 14	Percent Change	
			Revised	Prelim	Month	Year
Services to Buildings & Dwellings	10,800	10,600	10,900	11,100	1.8%	2.8%
Educational & Health Services	127,700	131,700	132,200	133,500	1.0%	4.5%
Education Services	14,300	14,400	14,300	14,400	0.7%	0.7%
Health Care & Social Assistance	113,400	117,300	117,900	119,100	1.0%	5.0%
Ambulatory Health Care Services	41,200	42,600	43,400	43,800	0.9%	6.3%
Hospitals	23,900	24,100	24,000	24,000	0.0%	0.4%
Nursing & Residential Care Facilities	15,600	15,800	15,700	15,800	0.6%	1.3%
Leisure & Hospitality	87,800	86,900	86,600	88,400	2.1%	0.7%
Arts, Entertainment & Recreation	14,200	14,300	14,000	13,900	-0.7%	-2.1%
Accommodation & Food Services	73,600	72,600	72,600	74,500	2.6%	1.2%
Accommodation	7,800	8,100	8,100	8,200	1.2%	5.1%
Food Services & Drinking Places	65,800	64,500	64,500	66,300	2.8%	0.8%
Full-Service Restaurants	30,400	28,900	28,700	29,300	2.1%	-3.6%
Limited-Service Eating Places	31,900	31,300	31,500	32,000	1.6%	0.3%
Other Services	29,000	28,900	29,600	29,600	0.0%	2.1%
Repair & Maintenance	8,400	8,400	8,500	8,600	1.2%	2.4%
Government	225,200	228,300	228,100	228,600	0.2%	1.5%
Federal Government	13,400	13,200	13,300	13,300	0.0%	-0.7%
Department of Defense	1,600	1,600	1,600	1,600	0.0%	0.0%
State & Local Government	211,800	215,100	214,800	215,300	0.2%	1.7%
State Government	110,300	113,900	113,600	113,900	0.3%	3.3%
State Government Education	28,400	29,300	28,800	28,800	0.0%	1.4%
State Government Excluding Education	81,900	84,600	84,800	85,100	0.4%	3.9%
Local Government	101,500	101,200	101,200	101,400	0.2%	-0.1%
Local Government Education	58,900	58,700	58,600	58,400	-0.3%	-0.8%
Local Government Excluding Education	42,600	42,500	42,600	43,000	0.9%	0.9%
County	17,900	18,300	18,200	18,300	0.5%	2.2%
City	9,600	9,600	9,700	9,800	1.0%	2.1%
Special Districts plus Indian Tribes	15,100	14,600	14,700	14,900	1.4%	-1.3%

**Notes:**

(1) Civilian labor force data are by place of residence; include self-employed individuals, unpaid family workers, household domestic workers, & workers on strike. Data may not add due to rounding. The unemployment rate is calculated using unrounded data.

(2) Industry employment is by place of work; excludes self-employed individuals, unpaid family workers, household domestic workers, & workers on strike. Data may not add due to rounding.

These data are produced by the Labor Market Information Division of the California Employment Development Department (EDD). Questions should be directed to: George Marley 916/227-0298 or Nati Martinez 209/941-6551

These data, as well as other labor market data, are available via the Internet at <http://www.labormarketinfo.edd.ca.gov>. If you need assistance, please call (916) 262-2162.

#####

**Monthly Labor Force Data for Cities and Census Designated Places (CDP)  
 May 2014 - Preliminary  
 Data Not Seasonally Adjusted**

<b>Area Name</b>	<b>Labor Force</b>	<b>Employment</b>	<b>Unemployment Number</b>	<b>Unemployment Rate</b>	<b>Census Ratios Emp</b>	<b>Census Ratios Unemp</b>
Yolo County	97,100	90,500	6,600	6.8%	1.000000	1.000000
Davis city	38,700	37,000	1,700	4.3%	0.409375	0.251572
Esparto CDP	900	900	100	7.3%	0.009693	0.010482
West Sacramento city	16,000	14,300	1,700	10.7%	0.157748	0.259958
Winters city	3,600	3,300	300	7.8%	0.036250	0.041929
Woodland city	28,300	26,000	2,300	8.1%	0.287346	0.345912

CDP is "Census Designated Place" - a recognized community that was unincorporated at the time of the 2000 Census.

**Notes:**

- 1) Data may not add due to rounding. All unemployment rates shown are calculated on unrounded data.
- 2) These data are not seasonally adjusted.

**Methodology:**

Monthly city and CDP labor force data are derived by multiplying current estimates of county employment and unemployment by the employment and unemployment shares (ratios) of each city and CDP at the time of the 2000 Census. Ratios for cities of 25,000 or more persons were developed from special tabulations based on household population only from the Bureau of Labor Statistics. For smaller cities and CDP, ratios were calculated from published census data.

City and CDP unrounded employment and unemployment are summed to get the labor force. The unemployment rate is calculated by dividing unemployment by the labor force. Then the labor force, employment, and unemployment are rounded.

This method assumes that the rates of change in employment and unemployment, since 2000, are exactly the same in each city and CDP as at the county level (i.e., that the shares are still accurate). If this assumption is not true for a specific city or CDP, then the estimates for that area may not represent the current economic conditions. Since this assumption is untested, caution should be employed when using these data.

## ITEM IV-G – INFORMATION

### COMMITTEE UPDATES

#### BACKGROUND:

This item provides an opportunity for a report from the following committees:

- Youth Council – Matt Kelly
- Planning/Oversight Committee – Lynn Conner
- Employer Outreach Committee – Larry Booth
- Board Development Committee – Terry Wills

## ITEM V - OTHER REPORTS

### 1. CHAIR'S REPORT

The Chair of the Sacramento Works, Inc. Board, on a regular basis, receives numerous items of information concerning employment and training legislation, current programs, agency activities, and miscellaneous articles.

The important information from the material received and meetings attended will be shared with the entire Board and the method proposed by the Chair is to give a verbal report at each regular meeting. It will also allow time for the Board to provide input on items that may require future action.

### 2. MEMBERS OF THE BOARD

This item provides the opportunity for Workforce Investment Board members to raise any items for consideration not covered under the formal agenda. It also provides the opportunity for Board members to request staff to research or follow up on specific requests or to ask that certain items be placed on the next agenda.

### 3. COUNSEL REPORT:

The Sacramento Works, Inc. Legal Counsel is the firm of Phillip M. Cunningham, Attorney at Law. This item provides the opportunity for Legal Counsel to provide the Sacramento Works, Inc. Board with an oral or written report on legal activities

### 4. PUBLIC PARTICIPATION:

Participation of the general public at Sacramento Works, Inc. Board meetings is encouraged. The Sacramento Works, Inc. Board has decided to incorporate participants of the audience as part of its agenda for all meetings. Members of the audience are asked to address their requests to the Chair, if they wish to speak.